

YEAR 2

LEARNING
- FROM -

HOME

 **teachstarter**

ABOUT THIS PACK

This teaching resource pack has been handpicked by the Teach Starter team to include a range of resources that can be completed at home by children with the assistance of their parents or guardians.

The pack includes resources covering the key learning areas of English, Maths and Science, along with some additional craft and mindfulness activities - all for free!

In the rare event of a school closure or if a student needs to work remotely, this pack can be sent home with students or passed on directly to parents and guardians digitally to allow for students to complete the work with minimal preparation and supervision.

The pack is designed to allow for non-teachers to understand and implement the activities in a home environment without requiring additional resources found in a classroom. The pack can be completed digitally on a tablet/iPad or with pen and paper when printed.

For Teachers

Can I share this pack with parents, students and other teachers?

Of course! This pack has been created specifically for this purpose. Please feel free to share this pack digitally with your students, their parents or guardians, or other teachers.

You can share by copying the URL in the address bar of your browser, or simply clicking on the envelope icon above to send to an email address. You can also download the pack, and email the PDF document itself.

Please feel free to bundle this pack with your own home learning activities to extend or reinforce particular concepts for your students. You may also like to add specific activities such as reading, outdoor play, fine motor skills etc.

For Parents

How can I teach my child if their school closes?

By downloading this free resource pack, you will be equipped with a wide range of activities to share with your child while their school is closed.

We have ensured that this pack can be delivered by non-teachers by providing a helpful table of contents and activity overviews. All activities are age-appropriate and most will relate to work that your child has experienced in the classroom.

The activities can be completed in any order and have been selected to allow parents and guardians to easily implement them.

YEAR 2

CONTENTS

English

Editing

20 x Editing Task Cards

Students are required to edit the pieces of text. Each piece of text provides the number of errors and any punctuation that needs to be added. These could be used as a literacy warm-up activity each morning.

Spelling

20 x Spelling Words - Activity Grid

Use these spelling activity grids when working on different sounds. If students have been provided with a personalised spelling list, use the activities provided on the grid to work with their words. If they have not been provided with a spelling list, select 2 or 3 of these sheets to work with. Consider doing a spelling test before selecting the sheet to see which words they need to work on.

Word Work Grid - V1

Students use this grid of 15 activities when working with their spelling words. The activities can be completed using the provided templates or in a workbook.

Reading

2 x Comprehension Worksheets - Team Trials and Helpful Heroes

Students are required to read the text and answer the questions either in a workbook or using the sheet provided.

My Book Report Template

Students can pick a recent text they have read and then complete this Book Report template. Three different versions have been provided.

Grammar

Verb Past Tense Worksheet

Students are required to add the simple past tense verbs to complete the sentences.

Common Nouns and Proper Nouns - Sorting Task

Students cut out each picture and word and paste them into the table under the correct heading.

Persuasive Writing

For and Against - Worksheet

Students cut out the 'for' and 'against' statements and paste them in the correct column of the table provided.

Narrative Writing

Story Map

After reading a story book together, instruct students to fill in the provided Story Map. This could be completed using several different books. Students can also use this template to plan and write a narrative text of their own.

Story Spine Porcupine - Template

Use this writing template to help students plan and order their idea's structure and create a basic 'story spine' before writing their narrative stories.

Informative Writing

Informative Writing - Animal Research Task

An 8 page booklet for students to record facts about animals when learning to write informative texts.

Maths

Operations

Hundreds Board - Mystery Picture - Addition Task Cards

This teaching resource requires students to complete addition problems and colour in number squares on a hundreds board to reveal a mystery picture. Students can draw up their own grid in a workbook or have several copies of the hundreds grid to complete all the pictures provided. A copy with the numbers on the hundreds board and a copy without the numbers has been provided. Use the version that your student requires.

Maths Word Problem Cards - Addition and Subtraction

Students can complete these word problem cards in their workbook.

Maths Activities

2D Shape - My Crazy Cubby House

In this investigation, the students have been asked to design a crazy cubby house to be built in their backyard. They must draw a design on grid paper using a variety of 2D shapes (squares, rectangles, triangles and circles) then colour their design according to the 2D shapes they have used.

Pandora's Party Palace Maths Activity

Students use these sixteen problem-solving task cards in association with the stimulus to work with money in a real-world context.

Science

How Can We Help Our Planet? - Mini Booklet

Students colour the pictures and complete the sentences. Once each section is complete, students cut along the dotted lines and staple their mini book together.

Spacecraft Design Task

Students design, plan and make a spacecraft. A list of suggested materials are on the worksheet, but students can use anything they have available to them.

Other

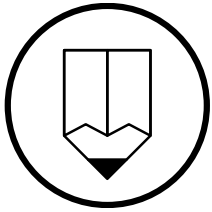
Mindfulness

Mindfulness Colouring Sheet - Rhino

Students use this sheet when they require a brain break or at the end of the day.

1 New House

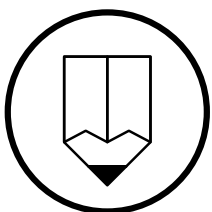
my family mooved house last week. we now live at number 6 North Street. Mum and Dad painted our new door red and put a pot plant at our front stepps



Find 2 spelling mistakes.
Add 2 capital letters and 1 full stop.

2 Joe's Pets

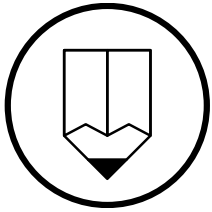
joe has three petts. A lizard named spikey, a dog named fluffy and a fish namd Goldie



Find 2 spelling mistakes.
Add 3 capital letters and 1 full stop.

3 **Mary's Birthday Party**

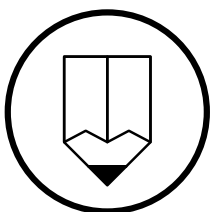
jane and i went to a birfday party on Saturday. It was held at Splash Waterpark. we all bought an ice creme



Find 2 spelling mistakes.
Add 3 capital letters and 1 full stop.

4 **King Kong and Fred the Frog**

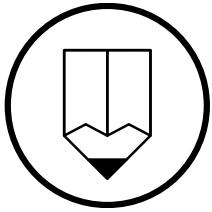
king Kong has a pet frogg. The name of his frog is Fred. king Kong and Fred live in a castle calld Ruby Castle



Find 2 spelling mistakes.
Add 2 capital letters and 1 full stop.

5 A Day at the Pool

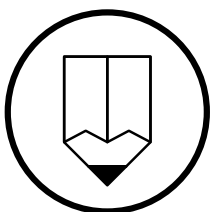
my famliy were going to the pool.
mum asked me to pack my bag
the night befor. i packed a towel,
a ball and a bottle of water



Find 2 spelling mistakes.
Add 3 capital letters and 1 full stop.

6 Fantastic Fruit

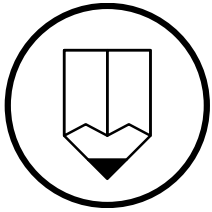
you should be eating fruit
evryday. pears, apples and
bananas are great to put in your
skool bag



Find 2 spelling mistakes.
Add 2 capital letters and 1 full stop.

7 Dinnertime!

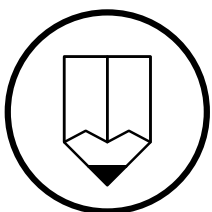
last night we had a tastie dinner.
we had soop, chicken, potatoes
and vegetables



Find 2 spelling mistakes.
Add 2 capital letters and 1 full stop.

8 Sunday Outfit

on Sunday i went to play at the
park. i wor my purple shirt, blue
pants, pink shose and my red hat

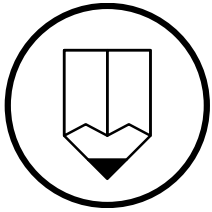


Find 2 spelling mistakes.
Add 3 capital letters and 1 full stop.

9

School Bus

my brother and i caught the bus
to school today. we got there
earlie becose there was no traffic
on the road



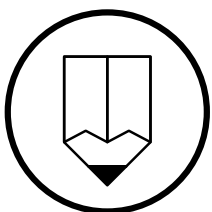
Find 2 spelling mistakes.
Add 3 capital letters and 1 full stop.

teachstarter

10

Ready for School

my alarm clock woke me up and
i jumpt out of bed. It was the
furst day of school for the year.
i got dressed and then I ate my
breakfast

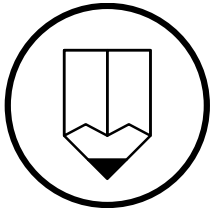


Find 2 spelling mistakes.
Add 3 capital letters and 1 full stop.

teachstarter

11 Washing Hands

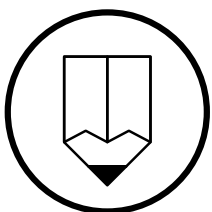
jane washers her hands before she eats diner. then she washes the dishes after her dinner. jane washes the dishes so she can get her pocket money



Find 2 spelling mistakes.
Add 3 capital letters and 1 full stop.

12 The Storm

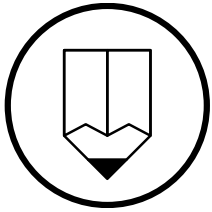
it was a stormy day. my class had indore play because it was raining. the rain stopped so we went outside for some fresh air



Find 2 spelling mistakes.
Add 3 capital letters and 1 full stop.

13 Library Book

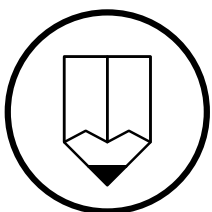
bob did a retel of his library book
to the class. when he finished his
retell he needed to retrn his book
to the library



Find 2 spelling mistakes.
Add 2 capital letters and 1 full stop.

14 Joe's Hat

it was a really hot and sunny day.
joe disliked puting on his hat. his
mum made him waer it all day

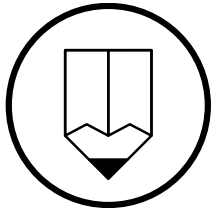


Find 2 spelling mistakes.
Add 3 capital letters and 1 full stop.

15

Grand Final Day

tom had his football grand final today. his team thought it was unfaire that the other team had older players. the team were unhapy when they lost



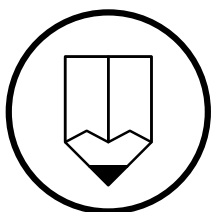
Find 2 spelling mistakes.
Add 3 capital letters and 1 full stop.

teachstarter

16

Running Race

alex was about to run in the race when he heared sumone call out his name. His shoelace had come undone. he tied up his shoelace before the race started



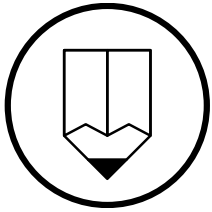
Find 2 spelling mistakes.
Add 2 capital letters and 1 full stop.

teachstarter

17

The Noisy Classroom

jane walked past the classroom
next door. they were much louder
than her class. she waved to her
freind and then quicklie went
back to her classroom



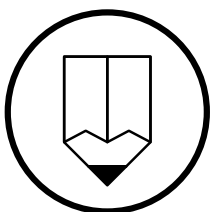
Find 2 spelling mistakes.
Add 3 capital letters and 1 full stop.

 teachstarter

18

The Picnic

I like going on picknics by the
river. my brother and i enjoy
walking after we eat. the birds are
beuatiful to watch

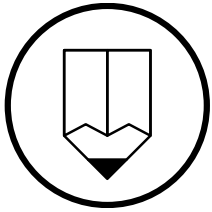


Find 2 spelling mistakes.
Add 3 capital letters and 1 full stop.

 teachstarter

19 The Car Window

david quickly threw the ball to his freind. the ball was heading straight for the car window. david closed his eyes and felt hopefull it was going to miss. Thankfully it did

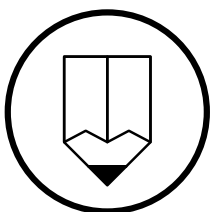


Find 2 spelling mistakes.
Add 3 capital letters and 1 exclamation mark.



20 Classroom Plants

ben was asked to water the plants. He was carefull not to get any water on the carpet. the teacher was thankful that ben had helpped



Find 2 spelling mistakes.
Add 3 capital letters and 1 full stop.





Spelling Words

1. too
2. boot
3. screw
4. few
5. glue
6. blue
7. June
8. cube
9. room
10. soon

Extension

1. rescue
2. Tuesday
3. goose
4. statue
5. choose

Activity Grid

Sort your spelling words into their phoneme groups (oo,ew,ue,u-e).	Use magazines or newspapers to cut out the letters you need to spell the spelling words.
Jumble up the letters of your spelling words. Give them to a partner to unjumble.	Use five of your spelling words in five sentences.
Write out each of your spelling words using dots.	Use glue to write out each spelling word. Sprinkle glitter over the glue.
Group your spelling words according to the number of syllables.	Use five of your spelling words in five sentences.
Write out your spelling words in rainbow colours.	Build your spelling words using Lego or blocks.



m, mm, mb

Spelling Words

1. moon
2. camp
3. mango
4. hammer
5. summer
6. thumb
7. comb
8. lamb
9. many
10. smile

Extension

1. animal
2. comment
3. number
4. material
5. million

Activity Grid

Sort the words into their phoneme groups (m,mm,mb).	Write as many words as you can that rhyme with each of your spelling words.
Type your spelling words on a computer.	Put your spelling words in alphabetical order.
Using a container of water and a paintbrush, paint each of your spelling words on some concrete.	Draw one shape for each word. Write your spelling words inside each of the shapes.
Using grid paper, write out your spelling words. Put each sound in one box. Like this: Ch-ee-se	Use chalk to write out your spelling words on concrete.
Using the spelling words, write the vowels in blue and the consonants in red.	Write out your spelling words and circle the phoneme you are learning.



n, nn, kn

Spelling Words

1. run
2. line
3. night
4. winner
5. dinner
6. knife
7. knee
8. spoon
9. know
10. nose

Extension

1. normal
2. grinning
3. knives
4. ninety
5. November

Activity Grid

Sort your spelling words into their phoneme groups (n,nn,kn).	Use glue to write out each spelling word. Sprinkle glitter over the glue.
Use magazines or newspaper to cut out the letters you need to spell your spelling words.	Build your spelling words using Lego or blocks.
Find words in books that match your weekly phoneme.	Write out your spelling words in rainbow colours.
Write out each of your spelling words using dots.	Group your spelling words according to the number of syllables.
Draw a picture and hide your spelling words in the picture.	Use five of your spelling words in five sentences.



r, rr, wr

Spelling Words

1. room
2. read
3. rain
4. carry
5. sorry
6. carrot
7. write
8. wrap
9. wrist
10. river

Extension

1. afraid
2. frozen
3. wreck
4. wrong
5. during

Activity Grid

Sort your spelling words into their phoneme groups (r,rr,wr).	Put your spelling words in alphabetical order.
Type your spelling words on a computer.	Write as many words as you can that rhyme with each of your spelling words.
Write out your spelling words using a white crayon. Once all words have been written, use watercolours and paint to make hidden words appear.	Use pipe cleaners to write out your spelling words.
Using your spelling words, write the vowels in blue and the consonants in red.	Draw one shape for each word. Write your spelling words inside each of the shapes.
Using grid paper, write out your spelling words. Put each sound in one box. Like this: Ch-ee-se	Draw a picture and hide your spelling words in the picture.



Spelling Words

1. jelly
2. jump
3. cage
4. page
5. germ
6. large
7. orange
8. change
9. fridge
10. badge

Extension

1. giraffe
2. bridge
3. danger
4. juice
5. gigantic

Activity Grid

Sort your spelling words into their phoneme groups (j,g,ge,dge).	Use glue to write out each spelling words. Sprinkle glitter over the glue.
Use magazines or newspapers to cut out the letters you need to spell your spelling words.	Write out your spelling words in rainbow colours.
Find words in books that match your weekly phoneme.	Build your spelling words using Lego or blocks.
Write out each of your spelling words using dots.	Use five of your spelling words in five sentences.
Group your spelling words according to the number of syllables.	Using your spelling words, write the vowels in blue and the consonants in red.



w, wh, u

Spelling Words

1. swim
2. word
3. web
4. white
5. whale
6. quick
7. quiet
8. winter
9. warm
10. worm

Extension

1. whisper
2. weather
3. question
4. awake
5. welcome

Activity Grid

Sort your spelling words into their phoneme groups (w,wh,u).	Using grid paper, write out your spelling words. Put each sound in one box. Like this: Ch-ee-se
Write out your spelling words. Circle the phoneme you are learning.	Put your spelling words in alphabetical order.
Using your spelling words, write the vowels in blue and the consonants in red.	Draw one shape for each word. Write your spelling words inside each of the shapes.
Use magazines or newspapers to cut out the letters you need to spell your spelling words.	Draw a picture and hide your spelling words in the picture.
Using a container of water and a paintbrush, paint each of your spelling words on some concrete.	Use chalk to write out your spelling words on cement.



Activity Grid

Spelling Words

- | | |
|----------|-----------|
| 1. line | 6. night |
| 2. ride | 7. kind |
| 3. cry | 8. spider |
| 4. fly | 9. dry |
| 5. light | 10. ice |

Extension

- | | |
|-----------|-------------|
| 1. invite | 4. bright |
| 2. climb | 5. surprise |
| 3. arrive | |

Sort your spelling words into their phoneme groups (_e,y,igh,i).	Write out your words in rainbow colours.
Group your spelling words according to the number of syllables.	Draw a picture and hide your spelling words in the picture.
Write out each of your spelling words using dots.	Jumble up the letters of your spelling words. Give them to a partner to unjumble.
Find words in books that match your weekly phoneme. Write a list of these words.	Build your spelling words using Lego or blocks.
Use glue to write out each spelling word. Sprinkle glitter over the glue.	Use five of your spelling words in five sentences.



Spelling Words

1. girl
2. bird
3. turn
4. nurse
5. worm
6. fern
7. work
8. third
9. herd
10. burn

Extension

1. worse
2. Thursday
3. surface
4. learn
5. journey

Activity Grid

Sort your spelling words into their phoneme groups (ir,ur,or,er).	Use five of your spelling words in five sentences.
Type your spelling words on a computer.	Use magazines or newspaper to cut out the letters you need to spell your spelling words.
Using a container of water and a paintbrush, paint each of your spelling words on some concrete.	Using your spelling words, write the vowels in blue and the consonants in red.
Using grid paper, write out your spelling words. Put each sound in one box. Like this: Ch-ee-se	Put your spelling words in alphabetical order.
Write out your spelling words. Circle the phoneme you are learning.	Draw one shape for each word. Write your spelling words inside each of the shapes.



**or, ore, a,
aw, au**

Spelling Words

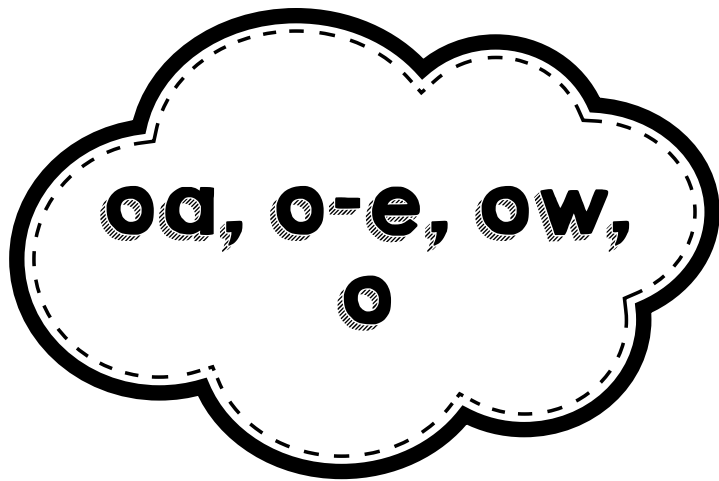
- | | |
|----------|------------|
| 1. horse | 6. walk |
| 2. born | 7. paw |
| 3. more | 8. draw |
| 4. core | 9. sauce |
| 5. ball | 10. caught |

Extension

- | | |
|-----------|------------|
| 1. almost | 4. naughty |
| 2. August | 5. order |
| 3. corner | |

Activity Grid

Sort your spelling words into their phoneme groups (or,ore,a,aw,au).	Write a silly sentence using as many of your spelling words as possible.
Use chalk to write out your spelling words on concrete.	Group your spelling words according to the number of syllables.
Write out each of your spelling words using dots.	Build your spelling words using Lego or blocks.
Write out your spelling words in rainbow colours.	Jumble up the letters of your spelling words. Give them to a partner to unjumble.
Use glue to write out each spelling word. Sprinkle glitter over the glue.	Find words in books that match your weekly phoneme. Write a list of these words.



Spelling Words


1. road
2. boat
3. stone
4. soap
5. cone
6. grow
7. slow
8. throw
9. over
10. only

Extension

1. window
2. narrow
3. ocean
4. known
5. lonely

Activity Grid

Sort your spelling words into their phoneme groups (oa,o-e,ow,u).	Use magazines or newspapers to cut out the letters you need to spell your spelling words.
Write as many words as you can that rhyme with each of your spelling words.	Type your spelling words on a computer.
Using a container of water and a paintbrush, paint each of your spelling words on some concrete.	Use five of your spelling words in five sentences.
Using grid paper, write out your spelling words. Put each sound in one box. Like this: Ch-ee-se	Put your spelling words in alphabetical order.
Using your spelling words, write the vowels in blue and the consonants in red.	Draw one shape for each word. Write your spelling words inside each of the shapes.



Plurals

Spelling Words

1. boxes
2. glasses
3. wishes
4. dresses
5. lunches
6. girls
7. months
8. plants
9. chairs
10. trains

Extension

1. babies
2. families
3. pieces
4. puppies
5. stitches

Activity Grid

Change the plurals back to singular words.	Put five of your spelling words in five sentences.
Using a container of water and a paintbrush, paint each of your spelling words on some concrete.	Write out your spelling words. Circle the letters that make these words plural.
Jumble up the letters of your spelling words. Give them to a partner to unjumble.	Write out your spelling words in rainbow colours.
Use magazines or newspaper to cut out the letters you need to spell your spelling words.	Group your spelling words according to the number of syllables.
Use glue to write out each spelling word. Sprinkle glitter over the glue.	Write out your spelling words and draw matching pictures on flash cards. Play a game of memory or snap with a partner.



Activity Grid

Spelling Words

- | | |
|-----------|----------|
| 1. cow | 6. house |
| 2. down | 7. count |
| 3. flower | 8. loud |
| 4. brown | 9. mouth |
| 5. mouse | 10. town |

Extension

- | | |
|---------------|----------|
| 1. bounce | 4. frown |
| 2. downstairs | 5. flour |
| 3. ourselves | |

Sort your spelling words into their phoneme groups (ou,ow).	Type your spelling words on a computer.
Group your spelling words according to the number of syllables.	Put your spelling words in alphabetical order.
Using your spelling words, write the vowels in blue and the consonants in red.	Draw one shape for each word. Write your spelling words inside each of the shapes.
Use magazines or newspaper to cut out the letters you need to spell your spelling words.	Write as many words as you can that rhyme with each of your spelling words.
Using grid paper, write out your spelling words. Put each sound in one box. Like this: Ch-ee-se	Use five of your spelling words in five sentences.



**ck, sh, ch
(end)**

Spelling Words


1. rock
2. duck
3. wash
4. rich
5. bunch
6. dish
7. fish
8. pick
9. lunch
10. touch

Extension

1. rubbish
2. knock
3. beach
4. starfish
5. sandwich

Activity Grid

Sort your spelling words into their digraph groups (ck,sh,ch).	Use glue to write each spelling word. Sprinkle glitter over the glue.
Write out your spelling words. Circle the digraphs in each word.	Put five of your spelling words in five sentences.
Using a container of water and a paintbrush, paint each of your spelling words on some concrete.	Write out your spelling words in rainbow colours.
Search through books to find your spelling words. Use tally marks to record how many times you find each word.	Build your spelling words using Lego or blocks.
Write out each of your spelling words using dots.	Put letter cards on the floor. Using a flyswatter, swat the letters in the order to spell words.



**ch, sh, th,
wh**

Spelling Words

1. shark
2. thumb
3. chair
4. whale
5. chase
6. shell
7. three
8. wheel
9. shady
10. crew

Extension

1. shallow
2. thunder
3. chicken
4. whistle
5. champion

Activity Grid

Sort your spelling words into their diagraph groups (ch,sh,th,wh).	Put your spelling words in alphabetical order.
Type your spelling words on a computer.	Use five of your spelling words in five sentences.
Use magazines or newspaper to cut out the letters you need to spell your spelling words.	Write as many words as you can that rhyme with each of your spelling words.
Using your spelling words, write the vowels in blue and the consonants in red.	Draw one shape for each word. Write your spelling words inside each of the shapes.
Write out your spelling words. Circle the diagraphs in each word.	Draw a picture and hide your spelling words in the picture.



Spelling Words

- | | |
|----------|----------|
| 1. bee | 6. beach |
| 2. week | 7. early |
| 3. me | 8. keep |
| 4. meat | 9. key |
| 5. clean | 10. any |

Extension

- | | |
|------------|---------|
| 1. library | 4. busy |
| 2. asleep | 5. ugly |
| 3. meeting | |

Activity Grid

Sort your spelling words into their phoneme groups (e,ea,ee,y,ey).	Use glue to write out each spelling word. Sprinkle glitter over the glue.
Jumble up the letters of your spelling words. Give them to a partner to unjumble.	Write out your spelling words in rainbow colours.
Using a container of water and a paintbrush, paint each of your spelling words on some concrete.	Build your spelling words using Lego or blocks.
Write out each of your spelling words using dots.	Write out your spelling words. Circle the sound you are learning about.
Count the number of letters in each spelling word. Write them in order from shortest to longest.	Write as many words as you can that rhyme with each of your spelling words.



Spelling Words

1. way
2. day
3. stay
4. rain
5. mail
6. paint
7. take
8. came
9. baby
10. lady

Extension

1. holiday
2. place
3. awake
4. brain
5. afraid

Activity Grid

Use pipe cleaners to write out your spelling words.	Draw one shape for each word. Write your spelling words inside each of the shapes.
Use magazines or newspapers to cut out the letters you need to spell your spelling words.	Type your spelling words on a computer.
Using grid paper, write out your spelling words. Put each sound in one box. Like this: Ch-ee-se	Group your spelling words according to the number of syllables.
Using your spelling words, write the vowels in blue and the consonants in red.	Draw a picture and hide your spelling words in the picture.
Put your spelling words in alphabetical order.	Use five of your spelling words in five sentences.



Spelling Words

1. toy
2. coin
3. oil
4. joy
5. noise
6. boy
7. join
8. enjoy
9. voice
10. soil

Extension

1. choice
2. spoil
3. enjoy
4. royal
5. annoy

Activity Grid

Sort your spelling words into their phoneme groups (oi,oy).	Write out your spelling words in rainbow colours.
Using a container of water and a paintbrush, paint each of your spelling words on some concrete.	Write out your spelling words and draw matching pictures on flash cards. Play a game of memory or snap with a partner.
Write out each of your spelling words using dots.	Write out your spelling words. Circle the phoneme you are learning.
Build your spelling words using Lego or blocks.	Use chalk to write out your spelling words on concrete.
Use glue to write out each spelling word. Sprinkle glitter over the glue.	Write as many words as you can that rhyme with each of your spelling words.



**nt, nd, nk,
mp and st
(end)**

Spelling Words

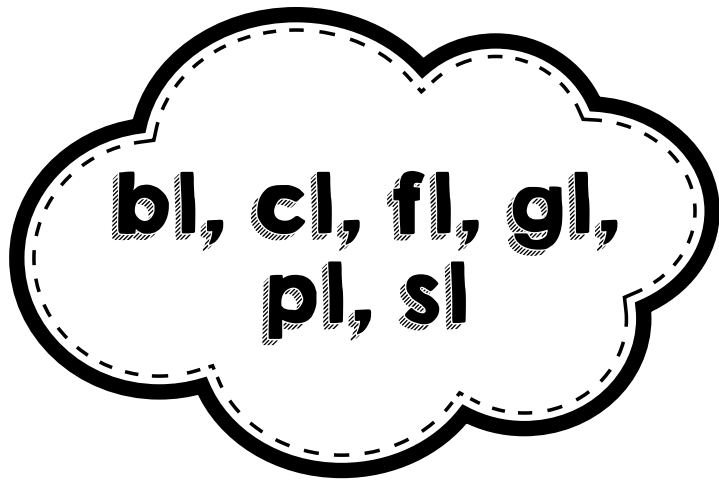
1. fast
2. plant
3. kind
4. stand
5. pink
6. sink
7. camp
8. jump
9. best
10. sent

Extension

1. shrink
2. swamp
3. first
4. second
5. ancient

Activity Grid

Sort your spelling words into their blend groups (nt,nd,nk,mp,st).	Write two more words for each blend.
Using your spelling words, write the vowels in blue and the consonants in red.	Group your spelling words according to the number of syllables.
Write a silly sentence for each spelling word.	Type your spelling words on a computer.
Put your spelling words in alphabetical order.	Use five of your spelling words in five sentences.
Draw one shape for each word. Write the spelling words inside each of the shapes.	Draw a picture and hide your spelling words in the picture.



**bl, cl, fl, gl,
pl, sl**

Spelling Words

1. block
2. clock
3. flag
4. glass
5. plant
6. slide
7. plum
8. fly
9. glove
10. sleep

Extension

1. clown
2. flower
3. please
4. blanket
5. planet

Activity Grid

Sort your spelling words into their blend groups (bl,cl,fl,gl,pl,sl).	Write out each of your spelling words in rainbow colours.
Using a container of water and a paintbrush, paint each of your spelling words on some concrete.	Search through books to find your spelling words. Use tally marks to record how many times you find each word.
Jumble up the letters of your spelling words. Give them to a partner to unjumble.	Write as many words as you can that rhyme with each of your spelling words.
Use glue to write out each spelling word. Sprinkle glitter over the glue.	Write out your spelling words and draw matching pictures on flash cards. Play a game of memory or snap with a partner.
Write out each of your spelling words using dots.	Use chalk to write out your spelling words on concrete.



**br, cr, dr,
fr, gr, tr**

Spelling Words

1. crab
2. frog
3. tree
4. dress
5. drip
6. truck
7. brush
8. drum
9. grin
10. train

Extension

1. straw
2. string
3. frown
4. dream
5. drink

Activity Grid

Sort your spelling words into their blend groups (br,cr,dr,fr,gf,tr).	Use five of your spelling words in five sentences.
Draw one shape for each word. Write your spelling words inside each of the shapes.	Group your spelling words according to the number of syllables.
Using grid paper, write out your spelling words. Put each sound (phoneme) in one box. Like this: Ch-ee-se	Type your spelling words on a computer.
Put your spelling words in alphabetical order.	Draw a picture and hide your spelling words in the picture.
Use magazines or newspapers to cut out the letters you need to spell your spelling words.	Using your spelling words, write the vowels in blue and the consonants in red.

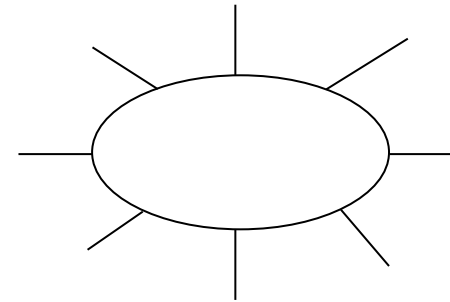
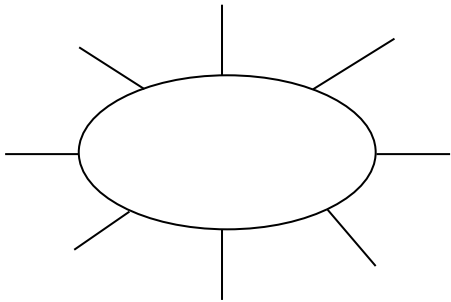
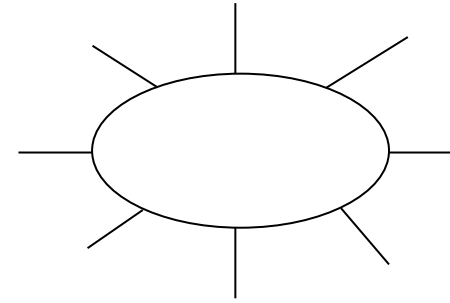
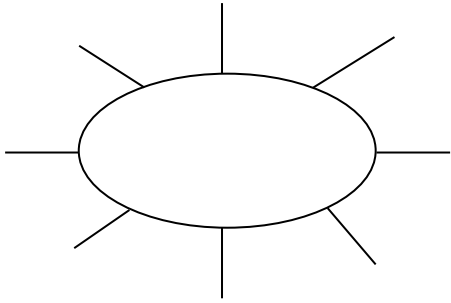
Word Work Grid

Complete each of the activities in this grid. Write the date you completed each activity on the line provided.


<p>Syllable Sort Write your spelling words in order from the least amount of syllables to the most. Words with the same number of syllables should be in alphabetical order.</p> <p>Date: _____</p>	<p>Odd One Out For each of your spelling words, write four words. One is your spelling word, two relate to your spelling word and one is the odd word out that doesn't fit with the other two.</p> <p>Date: _____</p>	<p>Wacky Words On a sheet of paper, write your spelling words in different directions, filling up the whole sheet. Use different colours and types of writing for each word.</p> <p>Date: _____</p>	<p>Word Detective Write three clues about each of your spelling words. Ask someone to try to guess your spelling words using your clues.</p> <p>Date: _____</p>	<p>Digging in the Dictionary Use a dictionary to find the definition and write a sentence for each of your spelling words.</p> <p>Date: _____</p>
<p>Rhyming Wheels Think of as many words as you can that rhyme with your spelling words.</p> <p>Date: _____</p>	<p>Alliteration Write a sentence for each of your spelling words using as much alliteration as possible.</p> <p>Date: _____</p>	<p>Sentence Smart Write a sentence for each of your spelling words.</p> <p>Date: _____</p>	<p>Story Time Write a story using as many of your spelling words as you can. Underline each of your spelling words.</p> <p>Date: _____</p>	<p>Sort Them Out Sort the words on your spelling list into three different categories of your choice.</p> <p>Date: _____</p>
<p>Word Search Create your own word search using all the words on your spelling list.</p> <p>Date: _____</p>	<p>Handwriting Hero Write out your spelling words in your very best cursive hand writing.</p> <p>Date: _____</p>	<p>Letter Lingo Write a letter to a friend. Use as many spelling words in your letter as you can.</p> <p>Date: _____</p>	<p>Words Within Words Make a list of as many smaller words as you can find from your spelling list.</p> <p>Date: _____</p>	<p>Code Breaker Use the code guide to make a code for each of your spelling words.</p> <p>Date: _____</p>

Rhyming Wheels

Write as many words as you can that rhyme with the sound in the rhyming wheel. Use the alphabet at the bottom to help you think of more words.




A B C D E F G H I J K L M N O P Q R S T U V W X Y Z



Digging in the Dictionary

Write your spelling word in the first column, the definition from the dictionary in the second column and the word in a sentence in the third column.

Spelling Word	Definition	Sentence





Odd One Out

Write four words for each of your spelling words. One is your spelling word, two relate to your spelling word and one is the odd word out that doesn't fit with the other three.

e.g. happy, joyful, angry, cheerful

a) _____

b) _____

c) _____

d) _____

e) _____

f) _____

g) _____

h) _____

i) _____

j) _____

k) _____

l) _____

m) _____

n) _____

o) _____

Sort Them Out

Choose three different categories to sort your spelling words. A spelling word may go in more than one category.

Category 1:	Category 2:	Category 3:

Word Detective

Write three clues about each of your spelling words. Ask someone to try to guess your spelling words using your clues.

a) _____

b) _____

c) _____

a) _____

b) _____

c) _____

a) _____

b) _____

c) _____


a) _____

b) _____


c) _____

TEAM TRIALS

SUCCESS CELEBRATORS



He shoots -
and he
scores!




"And the player
of the day is...
Kaleo!"





Hey, Felix, are you okay?

I played really well today, but no one noticed! No one ever notices.




You played great. You got a huge cheer from the crowd when you scored your goal.

But I didn't get player of the day. It's not fair!



But you helped our team to victory, which is awesome. I am sure you will get your chance in the next game.

Look at Kaleo. He is so happy, and he deserved his victory today. We should help him celebrate.



Kaleo was incredible today. Maybe I can work as hard as him next week.

That's the spirit.



Success Celebrators

Name: _____

Date: _____

Team Trials: Success Celebrators

Questions



1. Why do you think Felix is upset?

2. Why do you think people get sad when other people do well?

3. What should you do if someone wins when you do not?

4. Why do you think Felix was not made player of the day when he had done so well?

5. What happens at the end of the comic?

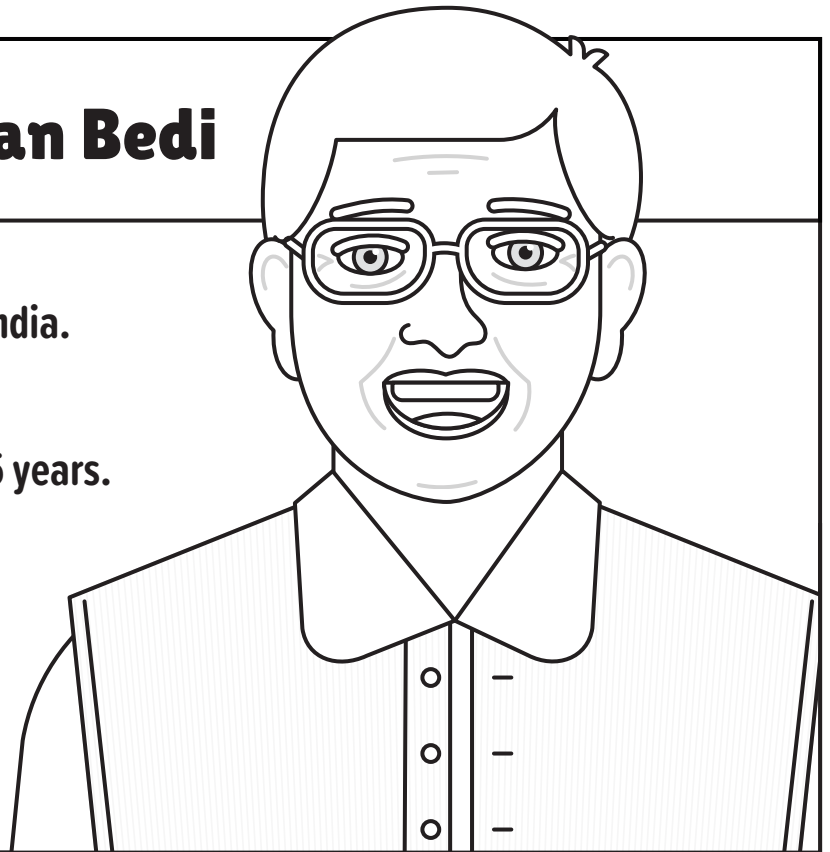
6. Write about a time where you did well, but may not have been made a winner?

Human Histories

Helpful Heroes

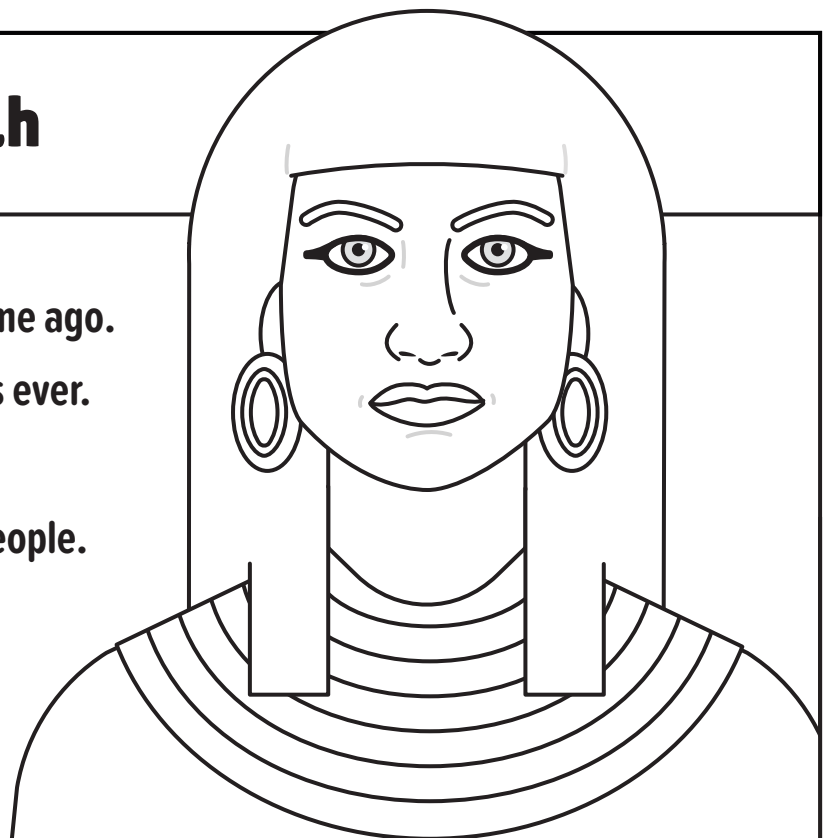
Police Officer: Kiran Bedi

- She was the first policewoman in India.
- She was a tennis star.
- Then she was a police officer for 35 years.
- She helped stop crime.
- She made people feel safe.



Doctor: Merit-Ptah

- She was a doctor in Egypt a long time ago.
- She was one of the first girl doctors ever.
- Her job was to look after the king.
- She told other doctors how to fix people.
- There is art of her all around Egypt.



Human Histories

Helpful Heroes

Vet: James Herriot


He was born in England in 1916.

He was a vet. A vet is a doctor for animals.

He loved to write.

He wrote books about pets and their owners.

People liked to read his books.



Fireman: Vladimir Pravik


He was born in Ukraine in 1962.

He was a fireman.

He put out a big fire that was very unsafe.

He helped save the city.

He was very brave.



Name: _____

Date: _____

Human Histories: Helpful Heroes

Questions

1. In the text, who was your favourite hero?

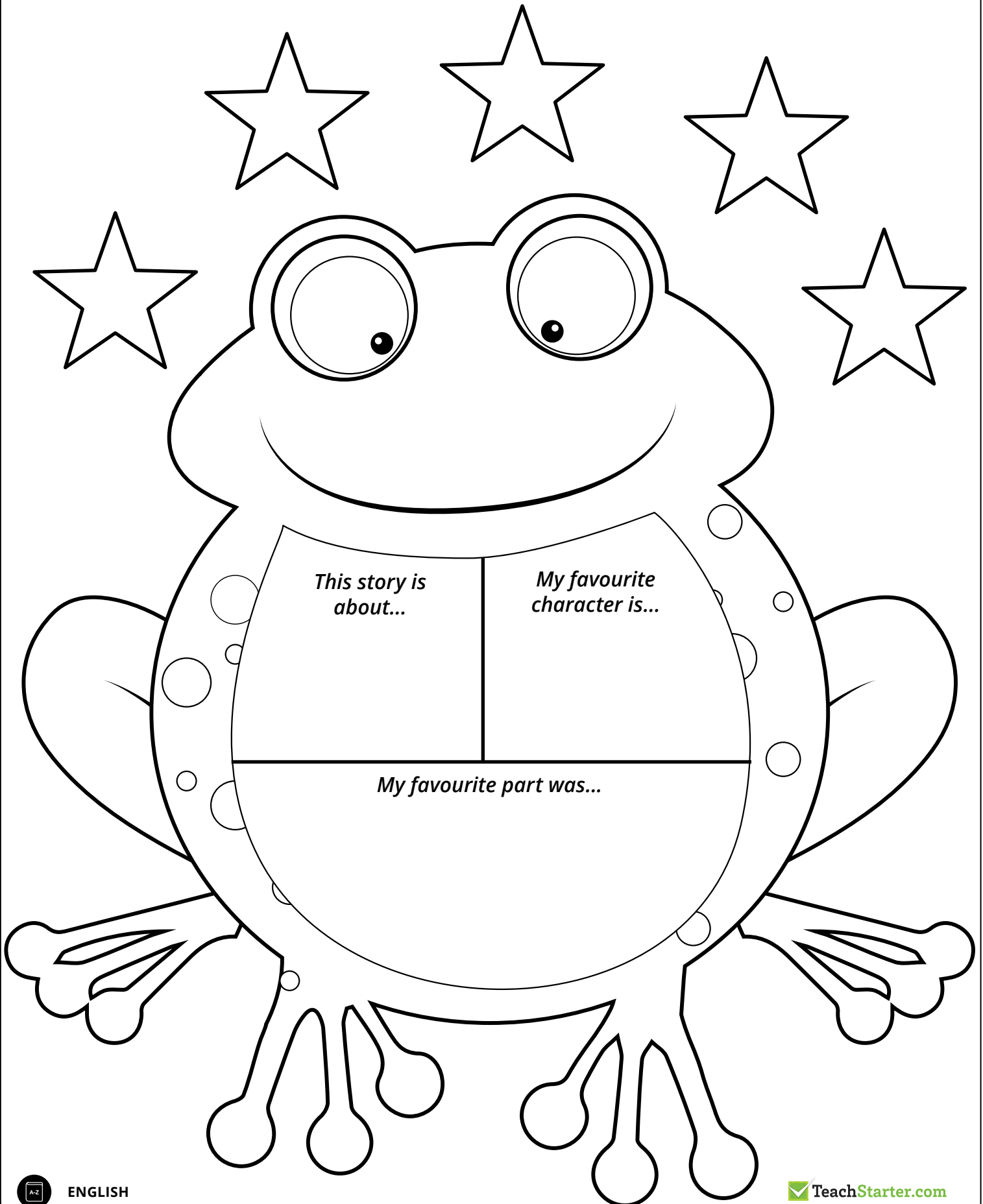
2. What did they do that you thought stood out?

3. Who is a helpful hero in your life? How do you know them?

4. What do they do that makes them a hero to you?

5. Draw a picture of your helpful hero.

My Book Report for







This story is about...

My favourite character is...

My favourite part was...

My Book Report



Title: _____

Author: _____


This book is about _____

My favourite character is _____

because _____

My favourite part was when _____

My Book Report for



Verb Past Tense Worksheet

Name: _____

1. Yesterday we _____ (look) for bugs in the park.
2. We _____ (search) for bugs under rocks and on leaves.
3. I _____ (see) a butterfly. It _____ (fly) past the purple flowers.
4. I _____ (lift) up a big rock and _____ (find) a lady beetle.
5. I _____ (place) it in my bug jar, so that I could show my parents when I _____ (get) home.
6. I _____ (catch) three bugs at the park. I _____ (find) a ladybug, a rhino beetle and a tiny bug that I didn't know.
7. I _____ (think) my brother Sam could help me identify the tiny bug.
8. We _____ (get) out the bug book, and Sam _____ (open) my bug jar to get a closer look. The bug _____ (crawl) up Sam's sleeve.
9. It _____ (give) him a fright, and he _____ (spit) out the water he was _____ (drink).
10. We _____ (laugh) until we _____ (fall) down.



Name _____

Date _____

Common Nouns and Proper Nouns – Sorting Task

Common Nouns - the names of people, places or things.

Proper Nouns - the names of specific people, places and things.



















Name _____

Date _____

Common Nouns and Proper Nouns – Sorting Task

Cut out the pictures and sort them into common nouns and proper nouns. Glue the pictures into the correct column on the table.

 butterfly	 Australia	 dog	 dinosaur
 May	 banana	 Mrs. Thomas	 farmer
 Sarah	 octopus	 Crunch Time	 Professor Moody
 Barbie	 Tyrannosaurus	 milk	 school

Name _____

Date _____

Listening to Audio Books is Better Than Reading Books

Cut out the for and against statements below arguing why listening to audio books is or is not better than reading books. Paste each statement under the correct heading on the next page.

Audio books develop good listening skills.

Listening to an audio book is more interesting than reading.

Audio books require batteries.

Real books can be taken anywhere.

Audio books are more expensive to buy than books.

Real books help to develop important reading skills.

Audio books can be listened to whilst doing other activities.

Audio books uses a persons imagination to picture a story.

Name _____

Date _____

Listening to Audio Books is Better Than Reading Books

FOR

AGAINST




Story Map

Title _____

Characters

Setting



What else happened?


Problem



Solution



Conclusion



INFORMATIVE WRITING

ANIMAL RESEARCH TASK

Facts About _____




By _____

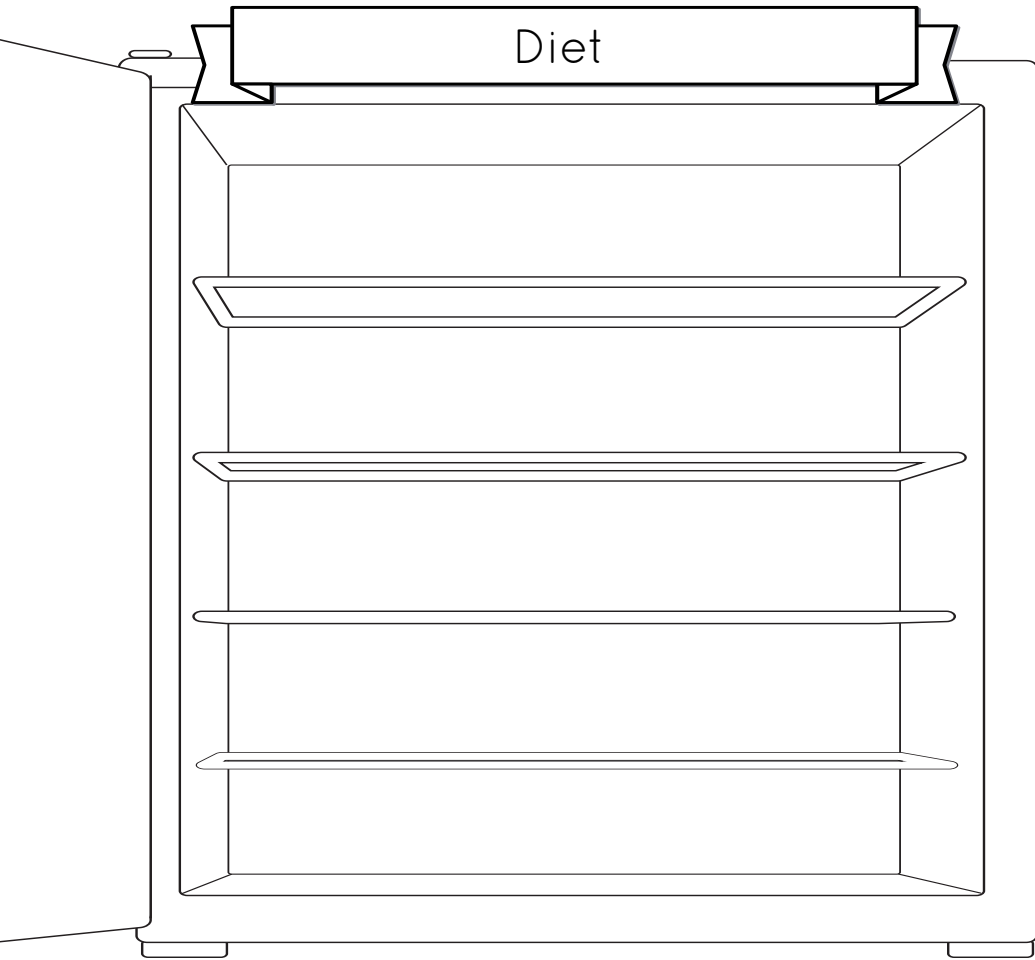
Date _____


General Classification



Interesting Facts







Hundreds Board

Mystery Picture No. _____

1	2	3	4	5	6	7	8	9	10
11	12	13	14	15	16	17	18	19	20
21	22	23	24	25	26	27	28	29	30
31	32	33	34	35	36	37	38	39	40
41	42	43	44	45	46	47	48	49	50
51	52	53	54	55	56	57	58	59	60
61	62	63	64	65	66	67	68	69	70
71	72	73	74	75	76	77	78	79	80
81	82	83	84	85	86	87	88	89	90
91	92	93	94	95	96	97	98	99	100

Hundreds Board

Mystery Picture No. _____

Mystery Picture 1

Green:

$(60 + 5)$, $(33 + 33)$, $(40 + 33)$, $(30 + 44)$, $(50 + 25)$, $(60 + 16)$, $(33 + 44)$,
 $(53 + 25)$, $(41 + 43)$, $(60 + 25)$, $(44 + 42)$, $(70 + 17)$, $(50 + 45)$, $(64 + 32)$

Yellow:

$(12 + 13)$, $(11 + 15)$, $(25 + 10)$, $(18 + 18)$

Pink:

$(2 + 2)$, $(1 + 4)$, $(3 + 3)$, $(1 + 6)$, $(6 + 7)$, $(10 + 4)$, $(8 + 7)$, $(7 + 9)$, $(10 + 7)$, $(9 + 9)$,
 $(11 + 11)$, $(13 + 10)$, $(12 + 12)$, $(11 + 16)$, $(14 + 14)$, $(19 + 10)$, $(16 + 16)$, $(19 + 14)$,
 $(17 + 17)$, $(30 + 7)$, $(29 + 9)$, $(12 + 27)$, $(20 + 23)$, $(22 + 22)$, $(21 + 24)$, $(31 + 15)$,
 $(37 + 10)$, $(35 + 13)$, $(35 + 19)$, $(47 + 8)$, $(38 + 18)$, $(28 + 29)$



Mystery Picture 2

Purple:

$(30 + 35)$, $(33 + 33)$, $(50 + 25)$, $(35 + 41)$

Orange:

$(20 + 13)$, $(17 + 17)$, $(20 + 15)$, $(18 + 18)$, $(27 + 10)$, $(19 + 19)$, $(37 + 5)$, $(31 + 12)$, $(39 + 9)$, $(20 + 29)$, $(25 + 27)$, $(30 + 29)$,
 $(21 + 41)$, $(42 + 27)$, $(40 + 32)$, $(50 + 29)$, $(71 + 11)$, $(45 + 44)$

Blue:

$(0 + 1)$, $(1 + 1)$, $(3 + 0)$, $(2 + 2)$, $(4 + 1)$, $(3 + 3)$, $(5 + 2)$, $(4 + 4)$, $(3 + 6)$, $(5 + 5)$, $(9 + 2)$, $(6 + 6)$, $(14 + 5)$, $(10 + 10)$,
 $(12 + 9)$, $(15 + 15)$, $(50 + 35)$, $(44 + 42)$, $(50 + 41)$, $(61 + 31)$, $(81 + 12)$, $(43 + 51)$, $(80 + 15)$, $(78 + 18)$, $(68 + 29)$,
 $(49 + 49)$, $(21 + 78)$, $(50 + 50)$

Green:

$(36 + 19)$, $(28 + 28)$, $(32 + 32)$, $(51 + 16)$, $(46 + 28)$, $(33 + 44)$, $(42 + 42)$, $(50 + 37)$

Red:

$(11 + 2)$, $(7 + 7)$, $(10 + 5)$, $(8 + 8)$, $(13 + 4)$, $(9 + 9)$, $(11 + 11)$, $(13 + 10)$, $(12 + 12)$, $(19 + 6)$, $(13 + 13)$, $(11 + 16)$, $(14 + 14)$,
 $(23 + 6)$, $(30 + 1)$, $(16 + 16)$, $(14 + 25)$, $(20 + 20)$, $(29 + 12)$, $(25 + 25)$, $(41 + 10)$, $(30 + 30)$, $(21 + 40)$, $(35 + 35)$, $(59 + 12)$,
 $(40 + 40)$, $(75 + 6)$, $(45 + 45)$

Yellow:

$(22 + 22)$, $(30 + 15)$, $(23 + 23)$, $(29 + 18)$, $(23 + 30)$, $(27 + 27)$, $(28 + 29)$, $(29 + 29)$, $(30 + 33)$, $(33 + 35)$, $(35 + 38)$,
 $(38 + 40)$, $(40 + 43)$, $(43 + 45)$



Mystery Picture 3

Black:

(13 + 13), (13 + 14), (14 + 22), (22 + 15), (15 + 39), (39 + 16), (16 + 42), (45 + 14), (32 + 32), (40 + 25), (34 + 34), (24 + 45), (45 + 38), (38 + 51)

Green:

(80 + 1), (41 + 41), (71 + 13), (60 + 25), (43 + 43), (69 + 18), (44 + 44), (51 + 39), (79 + 12), (46 + 46), (81 + 12), (50 + 44), (81 + 14), (71 + 25), (44 + 53), (97 + 1), (44 + 55), (88 + 12)

Blue:

(0 + 1), (1 + 1), (3 + 0), (2 + 2), (4 + 1), (3 + 3), (5 + 2), (4 + 4), (3 + 6), (5 + 5), (9 + 2), (6 + 6), (7 + 6), (14 + 0), (13 + 6), (11 + 9), (3 + 18), (11 + 11), (20 + 3), (15 + 15), (6 + 25), (11 + 21), (69 + 2)

Red:

(10 + 5), (8 + 8), (13 + 4), (9 + 9), (20 + 4), (19 + 6), (14 + 14), (11 + 18), (16 + 17), (29 + 5), (18 + 17), (19 + 19), (31 + 8), (25 + 15), (22 + 22), (20 + 25), (23 + 23), (10 + 37), (20 + 28), (30 + 19), (40 + 10), (28 + 28), (26 + 31), (18 + 42), (33 + 33), (17 + 50), (22 + 48), (36 + 36), (59 + 14), (15 + 59), (60 + 15), (38 + 38), (28 + 49), (70 + 8), (60 + 19), (39 + 41)

Add eyes, antennae and a smile to the picture.



Mystery Picture 4

Red:

(2 + 0), (4 + 5), (6 + 6), (7 + 7), (13 + 4), (6 + 13), (19 + 2), (11 + 11), (17 + 6), (14 + 14), (20 + 9), (14 + 16), (17 + 14), (21 + 19), (19 + 22), (21 + 29), (39 + 12), (1 + 51), (11 + 42), (21 + 33), (31 + 24), (41 + 15), (51 + 6), (49 + 9), (39 + 20), (29 + 31), (62 + 1), (52 + 12), (42 + 23), (32 + 34), (22 + 45), (12 + 56), (59 + 14), (15 + 59), (60 + 15), (38 + 38), (28 + 49), (70 + 8), (80 + 3), (41 + 43), (60 + 25), (44 + 42), (70 + 17), (44 + 44), (81 + 11), (11 + 83), (49 + 48), (55 + 44)

Black:

(22 + 22), (24 + 24)

Blue:

(0 + 1), (3 + 0), (2 + 2), (4 + 1), (3 + 3), (5 + 2), (4 + 4), (5 + 5), (10 + 1), (11 + 2), (13 + 2), (8 + 8), (9 + 9), (10 + 10), (12 + 12), (21 + 4), (13 + 13), (19 + 8), (16 + 16), (28 + 7), (18 + 18), (20 + 19), (21 + 21), (38 + 7), (20 + 26), (25 + 24), (31 + 30), (41 + 21), (41 + 28), (35 + 35), (21 + 50), (56 + 16), (61 + 18), (40 + 40), (39 + 42), (41 + 41), (18 + 71), (45 + 45), (90 + 1), (80 + 13), (70 + 25), (60 + 36), (50 + 48), (47 + 53)

Add a smile to the picture.



Mystery Picture 5

Black:

$(19 + 5)$, $(16 + 11)$

Blue:

$(0 + 1)$, $(1 + 1)$, $(3 + 0)$, $(2 + 2)$, $(4 + 1)$, $(3 + 3)$, $(5 + 2)$, $(4 + 4)$, $(3 + 6)$, $(5 + 5)$, $(9 + 2)$, $(6 + 6)$, $(8 + 7)$, $(7 + 9)$,
 $(11 + 8)$, $(13 + 7)$, $(15 + 6)$, $(11 + 11)$, $(19 + 6)$, $(13 + 13)$, $(23 + 6)$, $(15 + 15)$, $(22 + 9)$, $(16 + 16)$, $(12 + 27)$, $(11 + 29)$,
 $(29 + 12)$, $(41 + 9)$, $(39 + 12)$, $(1 + 51)$, $(39 + 20)$, $(29 + 31)$, $(80 + 1)$, $(51 + 39)$, $(50 + 41)$, $(61 + 31)$, $(80 + 15)$,
 $(78 + 18)$, $(21 + 78)$, $(50 + 50)$

Green:

$(19 + 14)$, $(17 + 17)$, $(28 + 7)$, $(18 + 18)$, $(30 + 7)$, $(29 + 9)$, $(21 + 21)$, $(20 + 23)$, $(22 + 22)$, $(21 + 24)$, $(31 + 15)$,
 $(37 + 10)$, $(35 + 13)$, $(24 + 25)$, $(11 + 42)$, $(21 + 33)$, $(31 + 24)$, $(41 + 15)$, $(51 + 6)$, $(49 + 9)$, $(30 + 31)$, $(41 + 21)$,
 $(62 + 1)$, $(52 + 12)$, $(42 + 23)$, $(32 + 34)$, $(22 + 45)$, $(12 + 56)$, $(19 + 50)$, $(35 + 35)$, $(11 + 60)$, $(36 + 36)$, $(59 + 14)$,
 $(15 + 59)$, $(60 + 15)$, $(38 + 38)$, $(28 + 49)$, $(70 + 8)$, $(60 + 19)$, $(39 + 41)$, $(41 + 41)$, $(50 + 33)$, $(71 + 13)$,
 $(60 + 25)$, $(43 + 43)$, $(69 + 18)$, $(44 + 44)$, $(12 + 77)$, $(81 + 12)$, $(43 + 51)$, $(68 + 29)$, $(49 + 49)$

Add a smile to the picture.



Mystery Picture 6

Black:

$(17 + 17)$, $(20 + 17)$, $(31 + 32)$, $(55 + 13)$, $(15 + 59)$, $(60 + 15)$, $(38 + 38)$, $(28 + 49)$

Yellow:

$(2 + 2)$, $(4 + 1)$, $(3 + 3)$, $(5 + 2)$, $(7 + 6)$, $(14 + 0)$, $(8 + 7)$, $(7 + 9)$, $(10 + 7)$, $(9 + 9)$,
 $(11 + 11)$, $(13 + 10)$, $(12 + 12)$, $(19 + 6)$, $(13 + 13)$, $(11 + 16)$, $(14 + 14)$, $(23 + 6)$, $(22 + 9)$,
 $(16 + 16)$, $(19 + 14)$, $(28 + 7)$, $(18 + 18)$, $(29 + 9)$, $(12 + 27)$, $(11 + 29)$, $(29 + 12)$,
 $(21 + 21)$, $(20 + 23)$, $(22 + 22)$, $(21 + 24)$, $(31 + 15)$, $(37 + 10)$, $(35 + 13)$, $(24 + 25)$,
 $(41 + 9)$, $(39 + 12)$, $(1 + 51)$, $(11 + 42)$, $(21 + 33)$, $(31 + 24)$, $(41 + 15)$, $(51 + 6)$,
 $(49 + 9)$, $(39 + 20)$, $(29 + 31)$, $(30 + 31)$, $(41 + 21)$, $(52 + 12)$, $(42 + 23)$, $(32 + 34)$,
 $(22 + 45)$, $(19 + 50)$, $(35 + 35)$, $(36 + 36)$, $(59 + 14)$, $(70 + 8)$, $(60 + 19)$, $(50 + 33)$,
 $(71 + 13)$, $(60 + 25)$, $(43 + 43)$, $(69 + 18)$, $(44 + 44)$, $(43 + 51)$, $(80 + 15)$, $(78 + 18)$,
 $(68 + 29)$



Mystery Picture 7

Brown:

$(40 + 35)$, $(25 + 51)$, $(60 + 25)$, $(43 + 43)$, $(89 + 6)$, $(45 + 51)$

Red:

$(14 + 0)$, $(9 + 9)$, $(11 + 22)$, $(18 + 19)$, $(28 + 28)$

Green:

$(3 + 0)$, $(2 + 2)$, $(4 + 1)$, $(3 + 3)$, $(5 + 2)$, $(4 + 4)$, $(6 + 6)$, $(7 + 6)$, $(8 + 7)$, $(7 + 9)$,
 $(10 + 7)$, $(11 + 8)$, $(15 + 6)$, $(11 + 11)$, $(13 + 10)$, $(12 + 12)$, $(19 + 6)$, $(13 + 13)$, $(11 + 16)$,
 $(14 + 14)$, $(23 + 6)$, $(15 + 15)$, $(22 + 9)$, $(16 + 16)$, $(17 + 17)$, $(28 + 7)$, $(18 + 18)$,
 $(29 + 9)$, $(12 + 27)$, $(11 + 29)$, $(29 + 12)$, $(21 + 21)$, $(20 + 23)$, $(22 + 22)$, $(21 + 24)$,
 $(31 + 15)$, $(37 + 10)$, $(35 + 13)$, $(24 + 25)$, $(41 + 9)$, $(1 + 51)$, $(11 + 42)$, $(21 + 33)$,
 $(31 + 24)$, $(51 + 6)$, $(49 + 9)$, $(39 + 20)$, $(62 + 1)$, $(52 + 12)$, $(42 + 23)$, $(32 + 34)$,
 $(22 + 45)$, $(12 + 56)$



Mystery Picture 8

Yellow:

$(12 + 43)$, $(47 + 9)$

Blue:

$(0 + 1)$, $(1 + 1)$, $(3 + 0)$, $(4 + 4)$, $(3 + 6)$, $(5 + 5)$, $(9 + 2)$, $(6 + 6)$, $(11 + 8)$, $(13 + 7)$,
 $(15 + 6)$, $(15 + 15)$, $(22 + 9)$, $(17 + 17)$, $(30 + 7)$, $(20 + 20)$, $(11 + 30)$, $(25 + 25)$, $(11 + 40)$,
 $(30 + 30)$, $(11 + 50)$, $(31 + 31)$, $(11 + 58)$, $(40 + 30)$, $(11 + 60)$, $(15 + 65)$

Black:

$(2 + 2)$, $(4 + 1)$, $(3 + 3)$, $(5 + 2)$, $(7 + 6)$, $(14 + 0)$, $(8 + 7)$, $(7 + 9)$, $(10 + 7)$, $(9 + 9)$,
 $(11 + 11)$, $(19 + 6)$, $(13 + 13)$, $(23 + 6)$, $(16 + 16)$, $(28 + 7)$, $(18 + 18)$, $(12 + 27)$, $(21 + 21)$,
 $(20 + 23)$, $(22 + 22)$, $(21 + 24)$, $(31 + 15)$, $(37 + 10)$, $(35 + 13)$, $(24 + 25)$, $(1 + 51)$,
 $(11 + 42)$, $(21 + 33)$, $(51 + 6)$, $(49 + 9)$, $(39 + 20)$, $(62 + 1)$, $(52 + 12)$, $(42 + 23)$,
 $(32 + 34)$, $(22 + 45)$, $(12 + 56)$, $(36 + 36)$, $(59 + 14)$, $(70 + 8)$, $(60 + 19)$, $(80 + 1)$,
 $(41 + 41)$, $(12 + 77)$, $(51 + 39)$, $(50 + 41)$, $(50 + 50)$



Mystery Picture 9

Orange:

(11 + 42), (21 + 33), (31 + 24), (41 + 15), (51 + 6), (49 + 9), (52 + 12), (42 + 23), (32 + 34), (22 + 45), (60 + 15), (38 + 38)

Green:

(0 + 1), (1 + 1), (3 + 0), (4 + 4), (3 + 6), (5 + 5), (9 + 2), (6 + 6), (11 + 8), (13 + 7), (20 + 1), (14 + 16), (41 + 21), (62 + 1), (12 + 56), (19 + 50),

(11 + 60), (36 + 36), (59 + 14), (70 + 8), (60 + 19), (39 + 41), (80 + 1), (41 + 41), (12 + 77), (51 + 39), (90 + 1), (44 + 56)

Blue:

(70 + 4), (70 + 7), (70 + 13), (70 + 18), (70 + 22), (80 + 13), (88 + 10), (90 + 9)

Yellow:

(2 + 2), (4 + 1), (3 + 3), (5 + 2), (7 + 6), (14 + 0), (8 + 7), (7 + 9), (10 + 7), (9 + 9), (11 + 11), (20 + 9), (30 + 1), (16 + 16), (12 + 27), (11 + 29),

(29 + 12), (21 + 21), (24 + 25), (41 + 9), (39 + 12), (1 + 51), (39 + 20), (29 + 31), (30 + 31), (35 + 35)

Red:

(71 + 13), (60 + 25), (43 + 43), (69 + 18), (43 + 51), (80 + 15), (78 + 18), (68 + 29)

Black:

(13 + 10), (12 + 12), (19 + 6), (13 + 13), (11 + 16), (14 + 14), (30 + 3), (30 + 5), (18 + 18), (19 + 19), (20 + 23), (40 + 4), (21 + 24), (31 + 15), (37 + 10), (35 + 13)

Black Circle:

(17 + 17), (20 + 17)

Add a smile to the picture



Mystery Picture 10

Black:

(18 + 7), (15 + 11), (16 + 16), (17 + 18), (17 + 19), (15 + 24), (13 + 29), (9 + 36), (10 + 36), (33 + 16), (15 + 40), (28 + 28), (18 + 47), (28 + 38), (26 + 47), (6 + 69), (30 + 46), (61 + 17), (23 + 60), (43 + 42), (33 + 53), (44 + 44), (20 + 75), (48 + 48)

Yellow:

(20 + 13), (19 + 19), (13 + 30), (23 + 25), (36 + 36), (51 + 28), (31 + 51), (29 + 60)

Light blue:

(41 + 20), (31 + 31), (18 + 45), (8 + 56), (38 + 29), (48 + 20), (58 + 11), (30 + 40), (11 + 60), (16 + 58), (30 + 47), (30 + 50), (41 + 40), (13 + 71), (17 + 70), (45 + 45), (11 + 81), (50 + 43), (55 + 43), (28 + 71)

Dark blue:

(11 + 11), (10 + 13), (12 + 16), (14 + 15), (12 + 19), (13 + 21), (21 + 16), (35 + 5), (20 + 21), (22 + 22), (33 + 14), (25 + 25), (12 + 40), (18 + 35), (29 + 25), (27 + 30), (16 + 42), (26 + 33)

Add black antennae to the picture.



Mystery Picture 11

Black:

$(20 + 13)$, $(19 + 19)$

Pink:

$(29 + 25)$, $(15 + 40)$, $(28 + 28)$, $(27 + 30)$, $(18 + 47)$, $(28 + 38)$, $(50 + 43)$,
 $(17 + 77)$, $(16 + 81)$, $(55 + 43)$

Purple:

$(1 + 1)$, $(3 + 6)$, $(6 + 6)$, $(7 + 6)$, $(14 + 0)$, $(10 + 7)$, $(9 + 9)$, $(11 + 8)$, $(15 + 6)$,
 $(18 + 7)$, $(15 + 11)$, $(15 + 15)$, $(12 + 19)$, $(20 + 15)$, $(17 + 19)$, $(35 + 5)$, $(20 + 21)$,
 $(9 + 36)$, $(10 + 36)$, $(25 + 25)$, $(50 + 1)$, $(12 + 40)$, $(18 + 35)$, $(16 + 42)$, $(26 + 33)$,
 $(20 + 40)$, $(62 + 0)$, $(18 + 45)$, $(8 + 56)$, $(38 + 29)$, $(48 + 20)$, $(58 + 11)$, $(26 + 47)$,
 $(16 + 58)$, $(6 + 69)$, $(38 + 38)$, $(60 + 17)$, $(61 + 17)$, $(13 + 71)$, $(85 + 0)$, $(33 + 53)$,
 $(17 + 70)$



Mystery Picture 12

Red:

$(9 + 2)$, $(6 + 6)$, $(15 + 6)$, $(11 + 11)$, $(10 + 13)$, $(20 + 13)$, $(13 + 21)$, $(22 + 22)$

Blue:

$(20 + 21)$, $(13 + 29)$, $(50 + 1)$, $(12 + 40)$, $(41 + 20)$, $(31 + 31)$, $(11 + 60)$, $(36 + 36)$

Yellow:

$(26 + 47)$

Green:

$(0 + 1)$, $(1 + 1)$, $(3 + 0)$, $(2 + 2)$, $(4 + 1)$, $(3 + 3)$, $(5 + 2)$, $(4 + 4)$, $(3 + 6)$, $(5 + 5)$, $(7 + 6)$, $(14 + 0)$, $(8 + 7)$, $(7 + 9)$, $(10 + 7)$, $(9 + 9)$,
 $(11 + 8)$, $(13 + 7)$, $(12 + 12)$, $(3 + 24)$, $(12 + 16)$, $(12 + 19)$, $(16 + 16)$, $(17 + 18)$, $(35 + 5)$, $(9 + 36)$, $(25 + 25)$, $(20 + 40)$, $(30 + 40)$,
 $(30 + 46)$, $(60 + 17)$, $(61 + 17)$, $(51 + 28)$, $(41 + 39)$, $(41 + 41)$, $(23 + 60)$, $(13 + 71)$, $(43 + 42)$, $(17 + 70)$, $(44 + 44)$, $(29 + 60)$,
 $(45 + 45)$, $(30 + 61)$, $(11 + 81)$, $(50 + 43)$, $(17 + 77)$, $(20 + 75)$, $(48 + 48)$, $(16 + 81)$, $(90 + 8)$, $(28 + 71)$, $(55 + 45)$

Pink:

$(18 + 7)$, $(15 + 11)$, $(14 + 15)$, $(15 + 15)$, $(17 + 19)$, $(21 + 16)$, $(19 + 19)$, $(15 + 24)$, $(10 + 36)$, $(33 + 16)$, $(29 + 25)$, $(15 + 40)$, $(28 + 28)$,
 $(27 + 30)$, $(29 + 29)$, $(26 + 33)$, $(8 + 56)$, $(18 + 47)$, $(28 + 38)$, $(38 + 29)$, $(48 + 20)$, $(58 + 11)$, $(16 + 58)$, $(6 + 69)$, $(41 + 40)$,
 $(43 + 43)$

Black:

$(13 + 30)$, $(18 + 35)$, $(18 + 45)$

Black circle:

$(33 + 14)$, $(23 + 25)$



Mystery Picture 13

Orange:

$(0 + 1)$, $(2 + 2)$, $(5 + 2)$, $(5 + 5)$, $(6 + 6)$, $(11 + 8)$, $(12 + 19)$, $(35 + 5)$, $(41 + 20)$,
 $(30 + 40)$, $(31 + 51)$, $(29 + 60)$, $(30 + 61)$, $(47 + 47)$, $(16 + 81)$, $(55 + 45)$

Black:

$(20 + 13)$, $(13 + 21)$, $(21 + 16)$, $(19 + 19)$, $(13 + 29)$, $(13 + 30)$, $(22 + 22)$, $(9 + 36)$,
 $(10 + 36)$, $(33 + 14)$, $(23 + 25)$, $(33 + 16)$, $(26 + 27)$, $(29 + 25)$, $(27 + 30)$, $(16 + 42)$

Yellow:

$(14 + 0)$, $(8 + 7)$, $(7 + 9)$, $(10 + 7)$, $(10 + 13)$, $(11 + 13)$, $(18 + 7)$, $(15 + 11)$, $(3 + 24)$,
 $(12 + 16)$, $(16 + 16)$, $(17 + 18)$, $(18 + 18)$, $(15 + 24)$, $(12 + 40)$, $(15 + 40)$, $(28 + 28)$,
 $(26 + 33)$, $(31 + 31)$, $(18 + 45)$, $(8 + 56)$, $(18 + 47)$, $(28 + 38)$, $(38 + 29)$, $(48 + 20)$,
 $(60 + 9)$, $(26 + 47)$, $(16 + 58)$, $(6 + 69)$, $(30 + 46)$, $(60 + 17)$, $(61 + 17)$, $(13 + 71)$,
 $(43 + 42)$, $(33 + 53)$, $(17 + 70)$

Add a smile to the picture.



Mystery Picture 14

Red:

$(4 + 1)$, $(7 + 9)$, $(11 + 13)$, $(18 + 7)$, $(20 + 13)$, $(21 + 16)$, $(22 + 22)$, $(23 + 25)$, $(28 + 28)$, $(23 + 60)$

Brown:

$(18 + 47)$, $(28 + 38)$, $(6 + 69)$, $(30 + 46)$, $(43 + 42)$, $(33 + 53)$, $(20 + 75)$, $(48 + 48)$

Yellow:

$(8 + 7)$, $(10 + 7)$, $(10 + 13)$, $(3 + 24)$, $(16 + 16)$, $(17 + 18)$, $(19 + 19)$, $(13 + 30)$, $(10 + 36)$, $(15 + 40)$, $(11 + 60)$,
 $(44 + 44)$

Green:

$(36 + 36)$, $(26 + 47)$, $(16 + 58)$, $(60 + 17)$, $(61 + 17)$, $(41 + 39)$, $(41 + 40)$, $(31 + 51)$, $(13 + 71)$, $(17 + 70)$, $(29 + 60)$,
 $(45 + 45)$, $(30 + 61)$, $(46 + 46)$, $(50 + 43)$, $(17 + 77)$, $(16 + 81)$, $(55 + 43)$, $(28 + 71)$, $(55 + 45)$

Orange:

$(3 + 3)$, $(14 + 0)$, $(15 + 11)$, $(12 + 16)$, $(13 + 21)$, $(17 + 19)$, $(15 + 24)$, $(9 + 36)$, $(33 + 14)$, $(29 + 25)$, $(27 + 30)$,
 $(51 + 28)$

Blue:

$(0 + 1)$, $(1 + 1)$, $(3 + 0)$, $(2 + 2)$, $(5 + 2)$, $(4 + 4)$, $(3 + 6)$, $(5 + 5)$, $(9 + 2)$, $(6 + 6)$, $(7 + 6)$, $(9 + 9)$, $(11 + 8)$, $(13 + 7)$,
 $(15 + 6)$, $(11 + 11)$, $(14 + 15)$, $(30 + 0)$, $(12 + 19)$, $(35 + 5)$, $(20 + 21)$, $(13 + 29)$, $(33 + 16)$, $(25 + 25)$, $(50 + 1)$,
 $(12 + 40)$, $(18 + 35)$, $(16 + 42)$, $(26 + 33)$, $(20 + 40)$, $(41 + 20)$, $(31 + 31)$, $(60 + 3)$, $(8 + 56)$, $(38 + 29)$, $(48 + 20)$,
 $(58 + 11)$, $(30 + 40)$



Mystery Picture 15

Yellow:

$(4 + 4)$, $(3 + 6)$, $(5 + 5)$, $(11 + 8)$, $(13 + 7)$

Orange:

$(11 + 60)$, $(36 + 36)$, $(61 + 17)$, $(41 + 40)$, $(31 + 51)$, $(13 + 71)$, $(43 + 42)$, $(17 + 70)$, $(44 + 44)$, $(30 + 61)$, $(11 + 81)$,
 $(20 + 75)$, $(55 + 43)$, $(28 + 71)$, $(55 + 45)$

Blue:

$(0 + 1)$, $(2 + 2)$, $(4 + 1)$, $(3 + 3)$, $(5 + 2)$, $(8 + 7)$, $(7 + 9)$, $(10 + 7)$, $(9 + 9)$, $(15 + 6)$, $(10 + 13)$, $(11 + 13)$, $(18 + 7)$,
 $(15 + 11)$, $(3 + 24)$, $(12 + 16)$, $(14 + 15)$, $(15 + 15)$, $(12 + 19)$, $(16 + 16)$, $(20 + 13)$, $(21 + 16)$, $(19 + 19)$, $(15 + 24)$,
 $(35 + 5)$, $(20 + 21)$, $(13 + 29)$, $(33 + 16)$, $(25 + 25)$, $(26 + 33)$, $(20 + 40)$

Green:

$(22 + 22)$, $(9 + 36)$, $(10 + 36)$, $(18 + 35)$, $(29 + 25)$, $(15 + 40)$, $(28 + 28)$, $(27 + 30)$, $(16 + 42)$, $(41 + 20)$, $(31 + 31)$,
 $(18 + 45)$, $(8 + 56)$, $(18 + 47)$, $(28 + 38)$, $(60 + 7)$, $(48 + 20)$, $(58 + 11)$, $(30 + 40)$, $(26 + 47)$, $(16 + 58)$, $(6 + 69)$,
 $(30 + 46)$, $(60 + 17)$, $(51 + 28)$, $(41 + 39)$, $(23 + 60)$, $(33 + 53)$, $(29 + 60)$, $(45 + 45)$, $(50 + 43)$, $(17 + 77)$,
 $(90 + 6)$, $(16 + 81)$

Red triangle (pointing upwards):

$(13 + 21)$, $(17 + 18)$, $(17 + 19)$, $(13 + 30)$, $(33 + 14)$, $(23 + 25)$, $(50 + 1)$, $(26 + 26)$

Add blue around the triangles. Add an eye and a mouth to the picture.



Mystery Picture 16

Black:

$(22 + 22)$, $(33 + 14)$

Green:

$(0 + 1)$, $(1 + 1)$, $(3 + 0)$, $(2 + 2)$, $(4 + 1)$, $(3 + 3)$, $(5 + 2)$, $(4 + 4)$, $(3 + 6)$, $(5 + 5)$, $(9 + 2)$, $(6 + 6)$,
 $(11 + 8)$, $(13 + 7)$, $(15 + 6)$, $(15 + 15)$, $(12 + 19)$, $(35 + 5)$, $(20 + 21)$, $(25 + 25)$, $(50 + 1)$, $(20 + 40)$,
 $(41 + 20)$, $(30 + 40)$, $(11 + 60)$, $(41 + 39)$, $(41 + 40)$, $(13 + 71)$, $(17 + 70)$, $(45 + 45)$, $(30 + 61)$,
 $(17 + 77)$, $(16 + 81)$, $(55 + 45)$

Pink:

$(7 + 6)$, $(14 + 0)$, $(8 + 7)$, $(7 + 9)$, $(10 + 7)$, $(9 + 9)$, $(11 + 11)$, $(10 + 13)$, $(11 + 13)$, $(18 + 7)$, $(15 + 11)$,
 $(3 + 24)$, $(12 + 16)$, $(20 + 9)$, $(16 + 16)$, $(17 + 18)$, $(17 + 19)$, $(15 + 24)$, $(13 + 29)$, $(9 + 36)$, $(10 + 36)$,
 $(33 + 16)$, $(12 + 40)$, $(18 + 35)$, $(29 + 25)$, $(15 + 40)$, $(28 + 28)$, $(27 + 30)$, $(16 + 42)$, $(26 + 33)$,
 $(31 + 31)$, $(18 + 45)$, $(8 + 56)$, $(18 + 47)$, $(28 + 38)$, $(38 + 29)$, $(48 + 20)$, $(58 + 11)$, $(36 + 36)$,
 $(70 + 3)$, $(16 + 58)$, $(6 + 69)$, $(38 + 38)$, $(70 + 7)$, $(61 + 17)$, $(51 + 28)$, $(31 + 51)$, $(23 + 60)$,
 $(43 + 42)$, $(33 + 53)$, $(44 + 44)$, $(29 + 60)$, $(46 + 46)$, $(50 + 43)$, $(20 + 75)$, $(48 + 48)$,
 $(55 + 43)$, $(28 + 71)$



Mystery Picture 17

Yellow:

(4 + 0) (triangle pointing upwards), (14 + 0), (11 + 13), (13 + 21), (13 + 29), (13 + 30), (22 + 22), (40 + 5), (10 + 36), (33 + 14), (23 + 25), (33 + 16), (12 + 40), (18 + 35), (29 + 25), (15 + 40), (28 + 28), (27 + 30), (16 + 42), (26 + 33), (18 + 45), (8 + 56), (18 + 47), (28 + 38), (60 + 7), (48 + 20), (16 + 58), (6 + 69), (30 + 46), (60 + 17), (43 + 42), (33 + 53)

Purple:

(3 + 4) (triangle pointing upwards), (10 + 7), (3 + 24), (21 + 16)

Blue:

(3 + 3) (triangle pointing upwards), (7 + 9), (15 + 11), (17 + 19)

Black:

(4 + 5) (triangle pointing upwards), (11 + 8), (14 + 15), (15 + 24)

Red:

(1 + 1) (triangle pointing upwards), (6 + 6), (11 + 11), (16 + 16)

Green:

(3 + 2) (triangle pointing upwards), (8 + 7), (18 + 7), (17 + 18), (31 + 31), (58 + 11), (36 + 36), (26 + 47), (78 + 0), (51 + 28), (31 + 51), (23 + 60), (13 + 71), (17 + 70), (44 + 44), (29 + 60), (11 + 81), (50 + 43), (17 + 77), (20 + 75), (48 + 48), (16 + 81), (55 + 43), (28 + 71)

Orange:

(3 + 0) (triangle pointing upwards), (7 + 6), (10 + 13), (20 + 13)

Brown:

(4 + 4) (triangle pointing upwards), (9 + 9), (12 + 16), (19 + 19)



Mystery Picture 18

Green:

(11 + 60), (36 + 36), (16 + 58), (30 + 46), (61 + 17), (41 + 39), (41 + 40), (31 + 51), (13 + 71), (33 + 53), (44 + 44), (45 + 45), (30 + 61), (11 + 81), (90 + 3), (17 + 77), (20 + 75), (48 + 48), (16 + 81), (55 + 43), (28 + 71), (55 + 45)

Blue:

(0 + 1), (1 + 1), (3 + 0), (2 + 2), (4 + 1), (3 + 3), (5 + 2), (4 + 4), (3 + 6), (5 + 5), (7 + 9), (10 + 7), (9 + 9), (11 + 8), (15 + 11), (3 + 24), (12 + 16), (14 + 15), (25 + 25), (20 + 40), (41 + 20), (31 + 31), (30 + 40)

Yellow:

(9 + 2), (8 + 7), (10 + 13), (15 + 15), (16 + 16), (13 + 21), (17 + 19), (21 + 16), (19 + 19), (15 + 24), (35 + 5), (13 + 29), (13 + 30), (22 + 22), (23 + 23), (33 + 14), (23 + 25), (33 + 16), (28 + 28), (27 + 30), (16 + 42), (26 + 33), (18 + 45), (8 + 56), (18 + 47), (28 + 38), (38 + 29), (38 + 29), (48 + 20), (60 + 9), (26 + 47), (6 + 69), (60 + 17), (51 + 28), (23 + 60), (43 + 42), (17 + 70), (29 + 60)

Black:

(20 + 13)

Orange:

(6 + 6), (7 + 6), (14 + 0), (13 + 7), (15 + 6), (18 + 7), (12 + 19), (17 + 18), (20 + 21), (9 + 36), (50 + 1), (12 + 40), (18 + 35), (29 + 25), (15 + 40)

Black circle:

(11 + 11), (11 + 13)



Mystery Picture 19

Yellow:

$(6 + 6)$, $(10 + 7)$, $(13 + 21)$, $(33 + 16)$

Brown:

$(30 + 61)$, $(11 + 81)$, $(20 + 75)$, $(48 + 48)$, $(55 + 43)$, $(55 + 45)$

Blue:

$(0 + 1)$, $(1 + 1)$, $(3 + 0)$, $(9 + 2)$, $(7 + 6)$, $(15 + 6)$, $(11 + 11)$, $(10 + 13)$

Red:

$(3 + 3)$, $(5 + 2)$, $(4 + 4)$, $(7 + 9)$, $(9 + 9)$, $(15 + 11)$, $(3 + 24)$, $(12 + 16)$

Green:

$(16 + 16)$, $(21 + 16)$, $(13 + 29)$, $(33 + 14)$, $(50 + 1)$, $(12 + 40)$, $(29 + 25)$, $(27 + 30)$, $(31 + 31)$, $(8 + 56)$, $(18 + 47)$,
 $(38 + 29)$, $(60 + 9)$, $(26 + 47)$, $(16 + 58)$, $(30 + 46)$, $(60 + 17)$, $(51 + 28)$, $(41 + 39)$, $(23 + 60)$, $(13 + 71)$,
 $(17 + 70)$, $(29 + 60)$, $(50 + 43)$, $(17 + 77)$, $(16 + 81)$, $(90 + 9)$

Purple:

$(19 + 19)$, $(15 + 24)$, $(35 + 5)$, $(23 + 25)$, $(25 + 25)$, $(16 + 42)$, $(26 + 33)$, $(20 + 40)$

Pink:

$(11 + 13)$, $(18 + 7)$, $(20 + 13)$, $(17 + 18)$, $(13 + 30)$, $(22 + 22)$, $(9 + 36)$



Mystery Picture 20

Black:

$(2 + 2)$, $(3 + 3)$, $(7 + 6)$, $(8 + 7)$, $(10 + 7)$, $(11 + 11)$, $(11 + 13)$, $(15 + 11)$, $(12 + 16)$, $(20 + 13)$, $(17 + 18)$, $(21 + 16)$,
 $(15 + 24)$, $(18 + 35)$, $(29 + 25)$, $(60 + 3)$, $(8 + 56)$

Blue:

$(0 + 1)$, $(1 + 1)$, $(3 + 0)$, $(5 + 2)$, $(4 + 4)$, $(3 + 6)$, $(5 + 5)$, $(9 + 2)$, $(6 + 6)$, $(9 + 9)$, $(11 + 8)$, $(13 + 7)$, $(15 + 6)$,
 $(14 + 15)$, $(12 + 19)$, $(35 + 5)$, $(20 + 21)$, $(33 + 16)$, $(60 + 0)$, $(41 + 20)$, $(58 + 11)$, $(30 + 40)$, $(11 + 60)$, $(51 + 28)$,
 $(41 + 39)$, $(41 + 40)$, $(31 + 51)$, $(44 + 44)$, $(29 + 60)$, $(45 + 45)$, $(30 + 61)$, $(11 + 81)$, $(50 + 43)$, $(17 + 77)$, $(95 + 0)$,
 $(48 + 48)$, $(16 + 81)$, $(55 + 43)$, $(28 + 71)$, $(55 + 45)$

Yellow:

$(13 + 29)$, $(13 + 30)$, $(22 + 22)$, $(9 + 36)$, $(10 + 36)$, $(33 + 14)$, $(23 + 25)$, $(50 + 1)$, $(12 + 40)$, $(15 + 40)$, $(28 + 28)$,
 $(27 + 30)$, $(16 + 42)$, $(59 + 0)$, $(31 + 31)$, $(18 + 47)$, $(28 + 38)$, $(38 + 29)$, $(48 + 20)$, $(36 + 36)$, $(26 + 47)$,
 $(16 + 58)$, $(6 + 69)$, $(30 + 46)$, $(60 + 17)$, $(61 + 17)$, $(23 + 60)$, $(13 + 71)$, $(43 + 42)$, $(86 + 0)$, $(17 + 70)$

Red:

$(4 + 1)$, $(14 + 0)$, $(7 + 9)$, $(10 + 13)$, $(18 + 7)$, $(3 + 24)$, $(15 + 15)$, $(16 + 16)$, $(13 + 21)$, $(17 + 19)$, $(19 + 19)$, $(25 + 25)$

Add an eye, a smile and an earring to the picture.



Mystery Picture 21

Red:

$(1 + 1)$, $(7 + 6)$, $(11 + 13)$, $(17 + 18)$, $(18 + 45)$, $(36 + 36)$, $(41 + 40)$

Yellow:

$(11 + 11)$, $(12 + 16)$, $(14 + 15)$, $(20 + 13)$, $(15 + 24)$, $(22 + 22)$, $(23 + 60)$, $(20 + 75)$, $(48 + 48)$

Purple:

$(0 + 1)$, $(3 + 0)$, $(2 + 2)$, $(4 + 1)$, $(3 + 6)$, $(5 + 5)$, $(9 + 2)$, $(14 + 0)$, $(8 + 7)$, $(11 + 8)$, $(13 + 7)$, $(15 + 6)$, $(18 + 7)$, $(15 + 15)$,
 $(12 + 19)$, $(16 + 16)$, $(40 + 0)$, $(20 + 21)$, $(13 + 29)$, $(13 + 30)$, $(23 + 25)$, $(33 + 16)$, $(25 + 25)$, $(50 + 1)$, $(12 + 40)$, $(18 + 35)$,
 $(16 + 42)$, $(26 + 33)$, $(20 + 40)$, $(41 + 20)$, $(31 + 31)$, $(68 + 0)$, $(58 + 11)$, $(30 + 40)$, $(11 + 60)$, $(61 + 17)$, $(51 + 28)$, $(41 + 39)$,
 $(44 + 44)$, $(29 + 60)$, $(45 + 45)$, $(11 + 81)$, $(50 + 43)$, $(17 + 77)$, $(16 + 81)$, $(55 + 43)$, $(99 + 0)$, $(55 + 45)$

Blue:

$(6 + 6)$, $(10 + 13)$, $(13 + 21)$, $(9 + 36)$, $(26 + 47)$, $(31 + 51)$, $(30 + 61)$

Green:

$(3 + 3)$, $(5 + 2)$, $(4 + 4)$, $(7 + 9)$, $(9 + 9)$, $(15 + 11)$, $(3 + 24)$, $(17 + 19)$, $(21 + 16)$, $(19 + 19)$, $(10 + 36)$, $(33 + 14)$, $(29 + 25)$,
 $(15 + 40)$, $(28 + 28)$, $(57 + 0)$, $(8 + 56)$, $(18 + 47)$, $(28 + 38)$, $(38 + 29)$, $(16 + 58)$, $(6 + 69)$, $(30 + 46)$, $(60 + 17)$,
 $(13 + 71)$, $(43 + 42)$, $(33 + 53)$, $(17 + 70)$

Black circle:

$(10 + 7)$



Mystery Picture 22

Green:

$(11 + 60)$, $(51 + 28)$, $(41 + 39)$, $(41 + 40)$, $(31 + 51)$, $(23 + 60)$, $(43 + 42)$, $(33 + 53)$, $(17 + 70)$, $(29 + 60)$, $(45 + 45)$,
 $(30 + 61)$, $(11 + 81)$, $(50 + 43)$, $(96 + 0)$, $(16 + 81)$, $(55 + 45)$

Blue:

$(0 + 1)$, $(1 + 1)$, $(3 + 0)$, $(2 + 2)$, $(4 + 1)$, $(3 + 3)$, $(9 + 2)$, $(6 + 6)$, $(7 + 6)$, $(14 + 0)$, $(8 + 7)$, $(7 + 9)$, $(15 + 6)$, $(11 + 11)$,
 $(10 + 13)$, $(11 + 13)$, $(18 + 7)$, $(12 + 19)$, $(32 + 0)$, $(20 + 13)$, $(15 + 24)$, $(35 + 5)$, $(20 + 21)$, $(33 + 16)$, $(25 + 25)$, $(20 + 40)$,
 $(58 + 11)$, $(30 + 40)$

Orange:

$(5 + 2)$, $(3 + 6)$, $(5 + 5)$, $(10 + 7)$, $(9 + 9)$, $(3 + 24)$, $(12 + 16)$, $(14 + 15)$, $(15 + 15)$, $(17 + 19)$, $(21 + 16)$, $(19 + 19)$, $(22 + 22)$,
 $(9 + 36)$, $(10 + 36)$, $(47 + 0)$, $(23 + 25)$, $(12 + 40)$, $(18 + 35)$, $(29 + 25)$, $(15 + 40)$, $(28 + 28)$, $(27 + 30)$, $(16 + 42)$,
 $(26 + 33)$, $(41 + 20)$, $(31 + 31)$, $(18 + 45)$, $(8 + 56)$, $(18 + 47)$, $(28 + 38)$, $(67 + 0)$, $(48 + 20)$, $(36 + 36)$, $(26 + 47)$,
 $(16 + 58)$, $(6 + 69)$, $(30 + 46)$, $(60 + 17)$, $(61 + 17)$, $(13 + 71)$, $(44 + 44)$, $(17 + 77)$, $(20 + 75)$, $(55 + 43)$, $(28 + 71)$

Black circle:

$(4 + 4)$

Orange triangle (pointing upwards):

$(15 + 11)$, $(13 + 21)$, $(17 + 18)$, $(13 + 29)$, $(13 + 30)$, $(50 + 1)$

Add blue around the triangles. Add teeth to the picture.



Mystery Picture 23

Black:

$(18 + 7)$, $(20 + 13)$, $(19 + 19)$, $(33 + 14)$, $(15 + 40)$

Green:

$(15 + 6)$, $(15 + 15)$, $(12 + 19)$, $(35 + 5)$, $(20 + 21)$, $(25 + 25)$, $(50 + 1)$, $(12 + 40)$, $(26 + 33)$, $(20 + 40)$,
 $(31 + 31)$, $(18 + 45)$, $(48 + 20)$, $(69 + 0)$, $(16 + 58)$, $(6 + 69)$, $(30 + 46)$, $(60 + 17)$

Blue:

$(0 + 1)$, $(1 + 1)$, $(3 + 0)$, $(2 + 2)$, $(4 + 1)$, $(3 + 3)$, $(5 + 2)$, $(4 + 4)$, $(3 + 6)$, $(5 + 5)$, $(9 + 2)$, $(6 + 6)$, $(7 + 6)$,
 $(14 + 0)$, $(8 + 7)$, $(7 + 9)$, $(10 + 7)$, $(9 + 9)$, $(19 + 0)$, $(13 + 7)$, $(41 + 20)$, $(30 + 40)$, $(11 + 60)$, $(36 + 36)$,
 $(26 + 47)$, $(61 + 17)$, $(51 + 28)$, $(41 + 39)$, $(41 + 40)$, $(31 + 51)$, $(23 + 60)$, $(13 + 71)$, $(43 + 42)$, $(86 + 0)$,
 $(17 + 70)$, $(44 + 44)$, $(29 + 60)$, $(45 + 45)$, $(30 + 61)$, $(11 + 81)$, $(50 + 43)$, $(17 + 77)$, $(20 + 75)$, $(48 + 48)$,
 $(16 + 81)$, $(55 + 43)$, $(28 + 71)$, $(97 + 3)$

Pink:

$(11 + 11)$, $(10 + 13)$, $(11 + 13)$, $(15 + 11)$, $(3 + 24)$, $(12 + 16)$, $(14 + 15)$, $(16 + 16)$, $(13 + 21)$, $(17 + 18)$, $(17 + 19)$,
 $(21 + 16)$, $(15 + 24)$, $(42 + 0)$, $(13 + 30)$, $(22 + 22)$, $(9 + 36)$, $(10 + 36)$, $(23 + 25)$, $(33 + 16)$, $(18 + 35)$,
 $(29 + 25)$, $(28 + 28)$, $(27 + 30)$, $(16 + 42)$, $(8 + 56)$, $(18 + 47)$, $(66 + 0)$, $(38 + 29)$



Mystery Picture 24

Yellow:

$(20 + 13)$, $(17 + 18)$, $(21 + 16)$, $(13 + 30)$, $(9 + 36)$, $(33 + 14)$, $(18 + 35)$, $(15 + 40)$, $(27 + 30)$,
 $(26 + 33)$, $(20 + 40)$, $(63 + 0)$, $(18 + 47)$, $(38 + 29)$, $(58 + 11)$, $(30 + 40)$, $(26 + 47)$, $(6 + 69)$,
 $(60 + 17)$, $(43 + 42)$, $(17 + 70)$

Blue:

$(0 + 1)$, $(1 + 1)$, $(3 + 0)$, $(2 + 2)$, $(4 + 1)$, $(3 + 3)$, $(5 + 2)$, $(4 + 4)$, $(3 + 6)$, $(5 + 5)$, $(14 + 0)$, $(8 + 7)$,
 $(7 + 9)$, $(13 + 7)$, $(18 + 7)$, $(15 + 15)$, $(31 + 0)$, $(15 + 24)$, $(35 + 5)$, $(20 + 21)$, $(13 + 29)$, $(33 + 16)$, $($
 $25 + 25)$, $(11 + 60)$, $(36 + 36)$, $(51 + 28)$, $(41 + 39)$, $(41 + 40)$, $(31 + 51)$, $(23 + 60)$, $(88 + 0)$,
 $(29 + 60)$, $(45 + 45)$, $(30 + 61)$, $(11 + 81)$, $(50 + 43)$, $(17 + 77)$, $(20 + 75)$, $(48 + 48)$, $(16 + 81)$,
 $(55 + 43)$, $(28 + 71)$, $(55 + 45)$

Black:

$(13 + 21)$, $(17 + 19)$, $(22 + 22)$, $(10 + 36)$, $(23 + 25)$, $(50 + 1)$, $(12 + 40)$, $(29 + 25)$, $(28 + 28)$,
 $(16 + 42)$, $(41 + 20)$, $(31 + 31)$, $(64 + 0)$, $(28 + 38)$, $(48 + 20)$, $(16 + 58)$, $(30 + 46)$, $(61 + 17)$,
 $(13 + 71)$, $(33 + 53)$

Add an eye to the picture.



Mystery Picture 25

Brown:

$(7 + 9)$, $(13 + 7)$, $(16 + 16)$, $(21 + 16)$, $(20 + 21)$, $(12 + 40)$, $(50 + 43)$, $(17 + 77)$, $(16 + 81)$, $(55 + 43)$

Yellow:

$(0 + 1)$, $(1 + 1)$, $(3 + 0)$, $(9 + 2)$, $(6 + 6)$, $(15 + 6)$

Red:

$(28 + 28)$, $(38 + 29)$, $(48 + 20)$

Green:

$(11 + 60)$, $(36 + 36)$, $(51 + 28)$, $(41 + 39)$, $(41 + 40)$, $(31 + 51)$, $(43 + 42)$, $(33 + 53)$, $(29 + 60)$, $(45 + 45)$,
 $(30 + 61)$, $(11 + 81)$, $(95 + 0)$, $(48 + 48)$, $(28 + 71)$, $(55 + 45)$

Blue:

$(2 + 2)$, $(4 + 1)$, $(3 + 3)$, $(5 + 2)$, $(4 + 4)$, $(3 + 6)$, $(5 + 5)$, $(7 + 6)$, $(14 + 0)$, $(8 + 7)$, $(10 + 7)$, $(9 + 9)$,
 $(11 + 8)$, $(11 + 11)$, $(10 + 13)$, $(11 + 13)$, $(25 + 0)$, $(15 + 11)$, $(12 + 16)$, $(15 + 15)$, $(12 + 19)$, $(20 + 13)$, $(13 + 21)$,
 $(17 + 18)$, $(17 + 19)$, $(35 + 5)$, $(13 + 29)$, $(13 + 30)$, $(22 + 22)$, $(9 + 36)$, $(46 + 0)$, $(25 + 25)$, $(50 + 1)$,
 $(20 + 40)$, $(41 + 20)$, $(31 + 31)$, $(58 + 11)$, $(30 + 40)$

Add eyes, a nose and a mouth to the picture.



Mystery Picture 26

Pink:

$(27 + 30)$

Green:

$(11 + 60)$, $(36 + 36)$, $(60 + 17)$, $(61 + 17)$, $(51 + 28)$, $(41 + 39)$, $(41 + 40)$, $(31 + 51)$, $(43 + 42)$,
 $(44 + 44)$, $(29 + 60)$, $(90 + 0)$, $(30 + 61)$, $(11 + 81)$, $(50 + 43)$, $(17 + 77)$, $(20 + 75)$,
 $(48 + 48)$, $(16 + 81)$, $(55 + 43)$, $(28 + 71)$, $(55 + 45)$

Blue:

$(0 + 1)$, $(1 + 1)$, $(3 + 0)$, $(2 + 2)$, $(4 + 1)$, $(3 + 3)$, $(5 + 2)$, $(4 + 4)$, $(3 + 6)$, $(5 + 5)$, $(9 + 2)$,
 $(6 + 6)$, $(7 + 6)$, $(14 + 0)$, $(8 + 7)$, $(7 + 9)$, $(10 + 7)$, $(18 + 0)$, $(11 + 8)$, $(13 + 7)$, $(15 + 6)$,
 $(11 + 11)$, $(10 + 13)$, $(11 + 13)$, $(18 + 7)$, $(3 + 24)$, $(15 + 15)$, $(12 + 19)$, $(16 + 16)$, $(20 + 13)$, $(13 + 21)$,
 $(35 + 0)$, $(21 + 16)$, $(15 + 24)$, $(35 + 5)$, $(20 + 21)$, $(13 + 30)$, $(22 + 22)$, $(9 + 36)$, $(33 + 16)$,
 $(25 + 25)$, $(50 + 1)$, $(12 + 40)$, $(26 + 33)$, $(20 + 40)$, $(61 + 0)$, $(31 + 31)$, $(58 + 11)$, $(30 + 40)$

Add eyes and a mouth to the picture.



Mystery Picture 27

Yellow:

$(4 + 1)$, $(3 + 3)$, $(14 + 0)$, $(11 + 13)$, $(20 + 13)$, $(13 + 29)$, $(13 + 30)$, $(12 + 40)$, $(18 + 35)$, $(31 + 31)$, $(18 + 45)$,
 $(26 + 47)$

Blue:

$(0 + 1)$, $(1 + 1)$, $(3 + 0)$, $(2 + 2)$, $(5 + 2)$, $(4 + 4)$, $(3 + 6)$, $(5 + 5)$, $(9 + 2)$, $(6 + 6)$, $(7 + 6)$, $(9 + 9)$, $(11 + 8)$,
 $(13 + 7)$, $(15 + 6)$, $(11 + 11)$, $(23 + 0)$, $(14 + 15)$, $(15 + 15)$, $(12 + 19)$, $(16 + 16)$, $(21 + 16)$, $(19 + 19)$, $(15 + 24)$,
 $(35 + 5)$, $(20 + 21)$, $(33 + 14)$, $(23 + 25)$, $(33 + 16)$, $(25 + 25)$, $(51 + 0)$, $(28 + 28)$, $(27 + 30)$, $(16 + 42)$,
 $(26 + 33)$, $(20 + 40)$, $(41 + 20)$, $(28 + 38)$, $(30 + 40)$, $(11 + 60)$, $(36 + 36)$, $(30 + 46)$, $(61 + 17)$, $(41 + 39)$,
 $(81 + 0)$, $(31 + 51)$, $(23 + 60)$, $(33 + 53)$, $(17 + 70)$, $(44 + 44)$, $(45 + 45)$, $(30 + 61)$, $(11 + 81)$, $(50 + 43)$,
 $(55 + 45)$

Pink:

$(8 + 7)$, $(7 + 9)$, $(10 + 7)$, $(18 + 7)$, $(15 + 11)$, $(3 + 24)$, $(12 + 16)$, $(13 + 21)$, $(17 + 18)$, $(17 + 19)$, $(22 + 22)$,
 $(9 + 36)$, $(46 + 0)$, $(29 + 25)$, $(15 + 40)$, $(8 + 56)$, $(18 + 47)$, $(38 + 29)$, $(48 + 20)$, $(58 + 11)$, $(16 + 58)$,
 $(6 + 69)$, $(60 + 17)$, $(51 + 28)$, $(13 + 71)$, $(85 + 0)$, $(29 + 60)$, $(17 + 77)$, $(20 + 75)$, $(48 + 48)$, $(16 + 81)$,
 $(55 + 43)$, $(28 + 71)$

Add an eye to the picture.



Mystery Picture 28

Black:

$(7 + 6)$, $(10 + 13)$, $(20 + 13)$, $(28 + 38)$, $(38 + 29)$, $(48 + 20)$, $(58 + 11)$, $(36 + 36)$, $(26 + 47)$, $(16 + 58)$, $(30 + 46)$,
 $(51 + 28)$, $(82 + 0)$, $(13 + 71)$, $(33 + 53)$, $(29 + 60)$, $(11 + 81)$, $(50 + 43)$, $(17 + 77)$, $(48 + 48)$, $(16 + 81)$, $(55 + 43)$,
 $(28 + 71)$

Green:

$(11 + 60)$, $(6 + 69)$, $(41 + 39)$, $(41 + 40)$, $(43 + 42)$, $(45 + 45)$, $(30 + 61)$, $(20 + 75)$, $(55 + 45)$

Red:

$(7 + 9)$, $(10 + 7)$, $(9 + 9)$, $(11 + 8)$, $(12 + 16)$, $(14 + 15)$, $(19 + 19)$, $(15 + 24)$, $(13 + 29)$, $(13 + 30)$, $(22 + 22)$, $(9 + 36)$,
 $(10 + 36)$, $(47 + 0)$, $(23 + 25)$, $(33 + 16)$, $(12 + 40)$, $(18 + 35)$, $(29 + 25)$, $(15 + 40)$, $(28 + 28)$, $(27 + 30)$,
 $(16 + 42)$, $(26 + 33)$, $(31 + 31)$, $(18 + 45)$, $(8 + 56)$, $(65 + 0)$

Yellow:

$(60 + 17)$, $(61 + 17)$, $(23 + 60)$, $(17 + 70)$, $(44 + 44)$

Blue:

$(0 + 1)$, $(1 + 1)$, $(3 + 0)$, $(2 + 2)$, $(4 + 1)$, $(3 + 3)$, $(5 + 2)$, $(4 + 4)$, $(3 + 6)$, $(5 + 5)$, $(9 + 2)$, $(6 + 6)$, $(14 + 0)$, $(8 + 7)$,
 $(13 + 7)$, $(15 + 6)$, $(11 + 11)$, $(24 + 0)$, $(18 + 7)$, $(15 + 15)$, $(12 + 19)$, $(16 + 16)$, $(13 + 21)$, $(17 + 18)$, $(35 + 5)$, $(20 + 21)$,
 $(25 + 25)$, $(50 + 1)$, $(20 + 40)$, $(41 + 20)$, $(30 + 40)$



Mystery Picture 29

Green:

(2 + 2), (4 + 4), (7 + 6), (14 + 0), (8 + 7), (10 + 7), (9 + 9), (11 + 8), (10 + 13), (18 + 7), (15 + 11), (3 + 24), (14 + 15), (17 + 18), (36 + 0), (21 + 16), (22 + 22), (9 + 36), (10 + 36), (33 + 14), (23 + 25), (18 + 35), (29 + 25), (16 + 42), (26 + 33), (18 + 45), (58 + 11)

Yellow:

(0 + 1), (1 + 1), (3 + 0), (9 + 2), (6 + 6), (15 + 6), (23 + 60), (13 + 71), (43 + 42), (33 + 53), (17 + 70), (44 + 44), (29 + 60)

Dark blue:

(30 + 61), (11 + 81), (50 + 43), (17 + 77), (20 + 75), (48 + 48), (16 + 81), (55 + 43), (28 + 71), (55 + 45)

Brown:

(28 + 28), (28 + 38), (30 + 46)

Light blue:

(4 + 1), (3 + 3), (5 + 2), (3 + 6), (5 + 5), (7 + 9), (13 + 7), (11 + 11), (11 + 13), (12 + 16), (15 + 15), (12 + 19), (16 + 16), (33 + 0), (13 + 21), (19 + 19), (15 + 24), (35 + 5), (20 + 21), (13 + 29), (13 + 30), (33 + 16), (25 + 25), (50 + 1), (12 + 40), (15 + 40), (27 + 30), (60 + 0), (41 + 20), (31 + 31), (8 + 56), (18 + 47), (38 + 29), (48 + 20), (30 + 40), (11 + 60), (36 + 36), (26 + 47), (16 + 58), (6 + 69), (60 + 17), (78 + 0), (51 + 28), (41 + 39), (41 + 40), (31 + 51), (45 + 45)



Mystery Picture 30

Light blue:

(0 + 1), (1 + 1), (3 + 0), (2 + 2), (5 + 2), (4 + 4), (3 + 6), (5 + 5), (9 + 2), (6 + 6), (7 + 6), (9 + 9), (11 + 8), (13 + 7), (15 + 6), (22 + 0), (14 + 15), (15 + 15), (12 + 19), (35 + 5), (41 + 20), (30 + 40), (11 + 60), (36 + 36), (51 + 28), (41 + 39)

Black:

(4 + 1), (8 + 7), (18 + 7), (17 + 18), (9 + 36)

Brown:

(50 + 1), (12 + 40), (18 + 35), (29 + 25), (15 + 40), (28 + 28), (27 + 30), (16 + 42), (26 + 33), (20 + 40), (31 + 31), (18 + 45), (64 + 0), (18 + 47), (38 + 29), (48 + 20), (58 + 11), (26 + 47), (16 + 58), (6 + 69), (30 + 46), (60 + 17), (61 + 17)

Dark blue:

(41 + 40), (31 + 51), (23 + 60), (13 + 71), (43 + 42), (33 + 53), (17 + 70), (44 + 44), (29 + 60), (45 + 45), (30 + 61), (92 + 0), (50 + 43), (17 + 77), (20 + 75), (48 + 48), (16 + 81), (55 + 43), (28 + 71), (55 + 45)

Yellow:

(3 + 3), (14 + 0), (7 + 9), (10 + 7), (10 + 13), (11 + 13), (15 + 11), (3 + 24), (12 + 16), (16 + 16), (20 + 13), (13 + 21), (17 + 19), (37 + 0), (19 + 19), (15 + 24), (20 + 21), (13 + 29), (13 + 30), (22 + 22), (10 + 36), (33 + 14), (23 + 25), (33 + 16), (25 + 25)



Mystery Picture 31

Green:

(20 + 13), (13 + 21), (15 + 24), (35 + 5), (13 + 30), (9 + 36), (33 + 16), (25 + 25), (18 + 35), (26 + 33),
(20 + 40), (18 + 45), (73 + 0), (60 + 17), (23 + 60), (17 + 70), (17 + 77), (55 + 43)

Blue:

(0 + 1), (1 + 1), (3 + 0), (2 + 2), (4 + 1), (3 + 3), (5 + 2), (4 + 4), (3 + 6), (5 + 5), (9 + 2), (6 + 6), (7 + 6),
(14 + 0), (8 + 7), (7 + 9), (10 + 7), (9 + 9), (19 + 0), (13 + 7), (15 + 6), (11 + 11), (10 + 13), (11 + 13), (18 + 7),
(15 + 11), (3 + 24), (12 + 16), (14 + 15), (15 + 15), (12 + 19), (16 + 16), (17 + 18), (36 + 0), (21 + 16), (19 + 19),
(41 + 20), (58 + 11), (30 + 40), (11 + 60), (36 + 36), (61 + 17), (51 + 28), (41 + 39), (41 + 40), (31 + 51),
(13 + 71), (43 + 42), (86 + 0), (44 + 44), (29 + 60), (45 + 45), (30 + 61), (11 + 81), (50 + 43), (20 + 75),
(48 + 48), (16 + 81), (28 + 71), (55 + 45)

Brown:

(20 + 21), (13 + 29), (22 + 22), (10 + 36), (33 + 14), (23 + 25), (50 + 1), (12 + 40), (29 + 25), (15 + 40),
(28 + 28), (27 + 30), (16 + 42), (62 + 0), (8 + 56), (18 + 47), (28 + 38), (38 + 29), (48 + 20), (16 + 58),
(6 + 69), (30 + 46)

Add eyes and antennae to the picture.



Mystery Picture 32

Purple:

(20 + 13), (19 + 19), (13 + 30), (22 + 22), (33 + 14), (23 + 25), (29 + 25), (15 + 40), (28 + 28), (27 + 30),
(18 + 47), (66 + 0)

Blue:

(0 + 1), (1 + 1), (2 + 2), (4 + 1), (3 + 3), (5 + 2), (3 + 6), (5 + 5), (9 + 2), (8 + 7), (7 + 9), (13 + 7), (41 + 20),
(30 + 40), (11 + 60), (36 + 36), (79 + 0), (41 + 39), (41 + 40), (31 + 51), (23 + 60), (44 + 44), (29 + 60),
(45 + 45), (30 + 61), (11 + 81), (50 + 43), (17 + 77), (16 + 81), (98 + 0), (28 + 71), (55 + 45)

Red:

(3 + 0), (4 + 4), (6 + 6), (7 + 6), (14 + 0), (10 + 7), (9 + 9), (11 + 8), (15 + 6), (11 + 11), (18 + 7), (15 + 11),
(14 + 15), (15 + 15), (31 + 0), (17 + 18), (17 + 19), (35 + 5), (20 + 21), (25 + 25), (50 + 1), (12 + 40),
(26 + 33), (20 + 40), (31 + 31), (18 + 45), (48 + 20), (58 + 11), (73 + 0), (16 + 58), (60 + 17), (61 + 17),
(13 + 71), (43 + 42), (33 + 53), (17 + 70), (20 + 75), (48 + 48)

Pink:


(10 + 13), (11 + 13), (3 + 24), (12 + 16), (16 + 16), (13 + 21), (21 + 16), (15 + 24), (13 + 29), (9 + 36),
(10 + 36), (33 + 16), (53 + 0), (16 + 42), (8 + 56), (38 + 29), (6 + 69), (30 + 46)



Josh had 6 toy cars and was given 6 more for his birthday. How many toy trucks does he have now?



Millie was growing corn in her garden. She picked 23 cobs of corn, but 13 were rotten and had to be thrown away. How many cobs of corn did she have to eat?



Debbie was baking cupcakes for the fete. On Saturday she baked 10 cupcakes, on Sunday she baked 5 cupcakes and on Monday she baked 2 cupcakes. How many cupcakes did she bake altogether?



Wendy had 16 coloured pencils in her pencil case. She gave 4 away to her friends. How many coloured pencils does she have left?



On one side of the street there are 14 houses and on the other side there are 8 houses. How many houses are in the street?



Lee has read 12 pages of her book. She still has 8 pages left to read. How many pages were in the book altogether?



You received a bunch of balloons for your birthday. There were 14 balloons but then 3 popped. How many balloons do you have left?




Dave bought a pair of shoes for £35. How much change will he receive from £40?



Michael saw 3 red cards, 2 blue cards and 8 white cards. How many cards did he see altogether?



In a game of cricket, Jacob scored 4 runs in the first game, 3 runs in the second game and 3 runs in the third game. How many runs did he score altogether?



You picked 8 flowers and your friend picked 15 flowers. How many flowers do you have when you put your flowers in a bunch together?



Alana invited 8 of her cousins and 6 of her school friends to her birthday party. How many people were invited altogether?



Cody saw 3 monkeys, 2 zebras, 12 birds and 1 elephant at the zoo. How many animals did he see altogether?



Geoff had saved £20 and was given another £30 for his birthday. How much money has he got altogether?



Mai bought 13 oranges on Thursday, 7 oranges on Friday and 4 oranges on Saturday. How many oranges did she buy altogether?




Peter sold 15 tickets to his family, 6 tickets to his friends and 3 tickets to his neighbours. How many tickets did he sell altogether?




 teachstarter

You have 25 students in your class. 6 are away today. How many students are in your class today?



 teachstarter

There were 15 lambs in one paddock, 5 lambs in another and 10 lambs in the last paddock. How many lambs are there altogether?



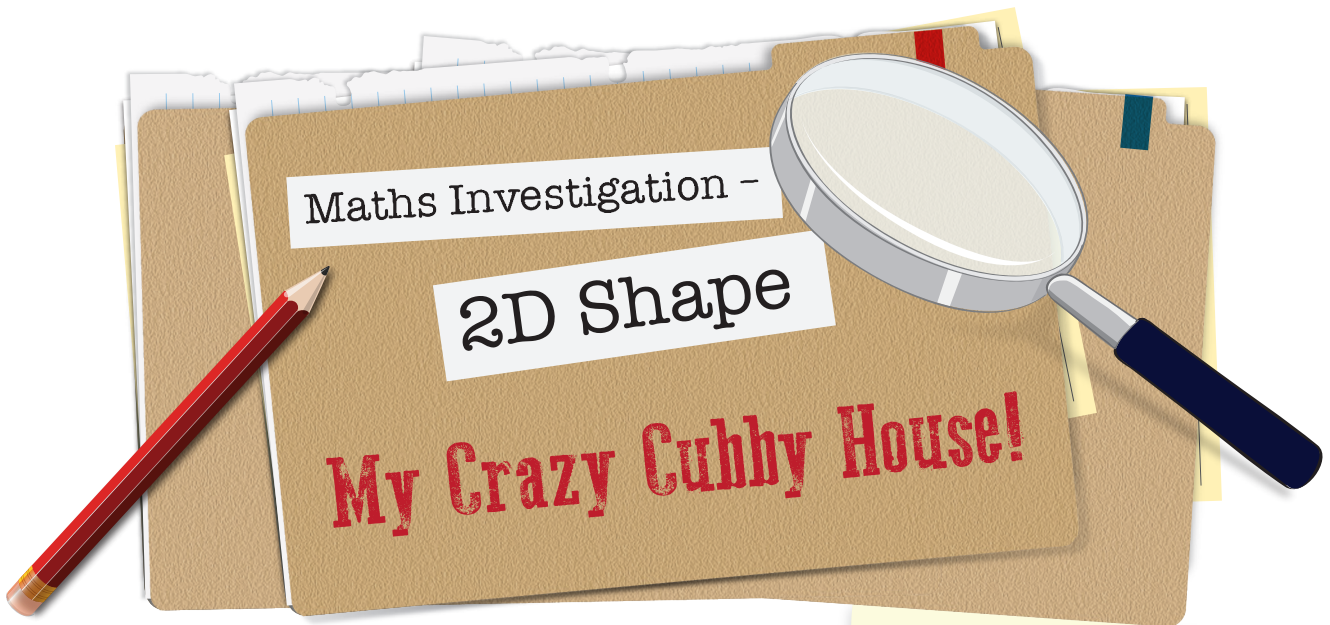
 teachstarter

Serena helped to plant 35 new trees on Saturday and 14 on Sunday. How many trees did she plant altogether?



Erin's chickens laid 5 eggs on Monday, 5 eggs on Tuesday and 8 eggs on Wednesday. How many eggs did they lay altogether?





The Scenario

For years, you have been asking your parents for a cubby house for your backyard. Finally, they have decided to build you one for your upcoming birthday!

Your parents are keen to see your ideas about what the cubby house should look like. They would like you to do a drawing of your ideal cubby house using 2D shapes such as squares, rectangles, circles and triangles. They have promised to build your cubby house exactly the way you would like it - interesting, unusual and crazy ideas are welcome!

The Task

Draw a crazy cubby house design on grid paper using a variety of 2D shapes.

Colour your cubby house design according to the 2D shapes you have used.

Present your cubby house design to your class.

The Procedure

1. Plan your crazy cubby house using the worksheet provided.
2. Use a pencil and a ruler to draw your design on the grid paper provided.
3. Colour your design according to the 2D shapes you have used e.g. squares = red.
4. Present your crazy cubby house design to the class.

The Materials

- Lead pencil
- ruler
- coloured pencils or markers
- grid paper



Name: _____

Date: _____

Planning My Design

1. Use this table to plan your ideas for your crazy cubby house. There is extra space at the bottom of the table for you to add more interesting features of your own.

Which interesting features could my cubby house have?	Which 2D shapes could I use for these features?
an inside play area	
a roof	
doors	
windows	
a fence	

2. Decide which colours you will use for each 2D shape. Add these to the sentences below. There is extra space at the bottom for you to add more 2D shapes if you wish.

I will colour the squares in _____.

I will colour the rectangles in _____.

I will colour the circles in _____.

I will colour the triangles in _____.

I will colour the _____ in _____.

I will colour the _____ in _____.




Name: _____

Date: _____

Drawing My Design

Draw and colour your crazy cubby house design on the grid paper below.



























Name: _____

Date: _____

Reflection

Shade the face to describe how you feel about how you worked during the investigation.

I listened to my teacher's instructions.			
I listened to the ideas of my classmates.			
I shared my ideas with my classmates.			
I tried to complete my work neatly.			
I tried to complete my work on time.			
I asked for my teacher's help when I needed it.			
I concentrated on the task I was doing.			
I did my best work on this task.			

PANDORA'S PARTY PALACE

Snacks

£5.00

Potato Chips
10 packets
per pack




£3.00

Sultanas
6 boxes per pack



£6.00

Popcorn
10 packets
per pack



Lunch Items

£4.00

Chicken Nuggets
20 pieces
per box



£8.00

Mini Pizzas
6 pizzas per box



£20.00

Sushi
20 rolls per pack



Sweet Treats

£10.00

Chocolate Cupcakes
10 per box



£6.00

Yoghurt Iceblocks
10 per box



£2.00

Lollipops
Pack of 12



Drinks

£6.00

Water
6 x 250 mL
bottles



£10.00

Lemonade
10 x 375 mL bottles



£5.00

Juice
6 x 250 mL boxes



PANDORA'S PARTY PALACE

Decorations

£2.00

Party Hats
5 hats
per pack



£3.00

Balloons
20 per pack



£1.00

Streamers
2 rolls per pack



£4.00

Bunting
1 x 3 m pack



£5.00

Party Poppers
10 per pack



£1.00

Party Blowers
10 per pack



Serving Supplies

£2.00

Paper Plates
20 plates per pack



£3.00

Paper cups
25 Cups
per pack



£1.00

Straws
Box of 50



£2.00

Plastic Tablecloth
1 per pack



£1.00

Serviettes
100 per pack



£5.00

Wet Hand Wipes
100 wipes
per tub



Decorations and Serving Supplies

PANDORA'S PARTY PALACE

Lucy bought 20 sweet treats for her party.

Make a list of the sweet treats Lucy bought.



PANDORA'S PARTY PALACE

Taylor's class was having an end-of-year party.

For the party, he bought 3 boxes of yoghurt ice blocks.

How much did he spend?



PANDORA'S PARTY PALACE

For his pizza party, Mario bought 2 boxes of mini pizzas.

How much did Mario spend on pizza?



PANDORA'S PARTY PALACE

Amy had some friends over for a movie night.

She bought 2 packs of popcorn to share with her friends.

How much did Amy spend on popcorn?



PANDORA'S PARTY PALACE

Mrs Small bought some decorations for a class party.

She got 2 packs of balloons and 1 pack of streamers.

How much did Mrs Small spend on decorations for the party?



PANDORA'S PARTY PALACE

Daniel needed some paper plates for a family picnic.

If 40 people are going to the picnic, how many packs of paper plates does Daniel need to buy?



PANDORA'S PARTY PALACE

Sam bought 5 boxes of chicken nuggets for his party.

How much did Sam spend on chicken nuggets?



PANDORA'S PARTY PALACE

As a special treat, Mr Wright bought his class lollipops.

If there were 24 children in the class, how many packs did he buy?



PANDORA'S PARTY PALACE

Coach Carter bought 12 bottles of water – one for each soccer player at the gala day.

How much did Coach Carter spend on water?



PANDORA'S PARTY PALACE

Christine bought 3 boxes of cupcakes to take to school for her birthday.

How many cupcakes did Christine have to share with her friends?



PANDORA'S PARTY PALACE

Naomi bought 2 packs of party hats for her friends to wear at her birthday party.

How many party hats did Naomi have altogether?



PANDORA'S PARTY PALACE

Principal Jones bought yoghurt ice blocks for each class in the school.

If he bought 12 boxes, how much did Principal Jones spend on yoghurt ice blocks?



PANDORA'S PARTY PALACE

For a science experiment, Professor Paleo bought 4 boxes of straws.

How many straws did Professor Paleo have altogether?



PANDORA'S PARTY PALACE

On the weekend, Jenny had a party for her 8th birthday.

Jenny bought:

- 1 pack of balloons
- 2 packs of streamers
- 3 boxes of cupcakes.

How much did Jenny spend altogether?



PANDORA'S PARTY PALACE

To help celebrate New Year's Eve, Lilly bought some decorations from Pandora's Party Palace. Her budget for decorations was £20.

What could Lilly buy for £20?




PANDORA'S PARTY PALACE

You have been given a budget of £50 to organise your own party, using items from Pandora's Party Palace.

Make a list of the items you will buy.

Check that your items cost less than £50.






We can compost our _____ scraps.


7

HOW CAN WE HELP — OUR PLANET? —



Name: _____

Teach Starter.com



We can turn off _____ to save energy.

6



We can pick up _____.

1




We can use _____ plastic in our lunchboxes.

2




We can _____ plastic, aluminum and paper.

5



We can use less _____.

4



We can plant more _____.


3

SPACECRAFT

DESIGN TASK

The Scenario:

Look up at the stars! An alien needs to get back to his home planet. He needs you to build him a spacecraft that will take him safely back to his home.



The Process:

Follow the Engineering Design Process to help you to complete this task.

1. Ask questions - What is the problem? Are there any challenges?
2. Imagine it - Brainstorm your ideas. Pick the best one!
3. Plan it - Make a list of materials. Draw a labelled diagram.
4. Create it - Follow your plan. Create a model if possible.
5. Improve it - Did it work? Can you make it better? What could be done differently?
6. Share it - What changes need to be made? What do others think?

Material Available:

- paper plates
- paper bowls
- paper cups
- paper straws
- pipe cleaners
- cardboard tubes
- coloured paper
- coloured card
- egg cartons
- glue
- sticky tabs
- tape
- aluminium foil

Name _____

Date _____

Spacecraft Design Task

1. I am designing a: _____

2. I will need the following materials:

-
-
-
-
-
-
-
-

Labelled Diagram of My Spacecraft



