

RECEPTION

LEARNING

- FROM -

• HOME •

 teachstarter

ABOUT THIS PACK

This teaching resource pack has been handpicked by the Teach Starter team to include a range of resources that can be completed at home by children with the assistance of their parents or guardians.

The pack includes resources covering the key learning areas of English, Maths and Science, along with some additional craft and mindfulness activities - all for free!

In the rare event of a school closure or if a student needs to work remotely, this pack can be sent home with students or passed on directly to parents and guardians digitally to allow for students to complete the work with minimal preparation and supervision.

The pack is designed to allow for non-teachers to understand and implement the activities in a home environment without requiring additional resources found in a classroom. The pack can be completed digitally on a tablet/iPad or with pen and paper when printed.

For Teachers

Can I share this pack with parents, students and other teachers?

Of course! This pack has been created specifically for this purpose. Please feel free to share this pack digitally with your students, their parents or guardians, or other teachers.

You can share by copying the URL in the address bar of your browser, or simply clicking on the envelope icon above to send to an email address. You can also download the pack, and email the PDF document itself.

Please feel free to bundle this pack with your own home learning activities to extend or reinforce particular concepts for your students. You may also like to add specific activities such as reading, outdoor play, fine motor skills etc.

For Parents

How can I teach my child if their school closes?

By downloading this free resource pack, you will be equipped with a wide range of activities to share with your child while their school is closed.

We have ensured that this pack can be delivered by non-teachers by providing a helpful table of contents and activity overviews. All activities are age-appropriate and most will relate to work that your child has experienced in the classroom.

The activities can be completed in any order and have been selected to allow parents and guardians to easily implement them.

RECEPTION

CONTENTS

English

Handwriting Preparation

Tracing Lines - Fine Motor Skills

A set of 4 animal-themed line tracing worksheets. Use these animal-themed tracing worksheets to develop directional pushes and pulls of a pencil. This will help your students when they begin to form letters during writing.

Initial Sound Recognition

Initial Sound Recognition Worksheets (Complete Set A-Z)

A set of colouring activities to develop letter recognition and phonemic awareness. Select only a few of the letters or have students work their way through all the letters of the alphabet.

Reading

My Book Report Template

Students can pick a recent text they have read and then complete this Book Report template. Two different versions have been provided. Students can verbally answer the questions and have their answers scribed for them.

I Know That Word! Match-Up Activity

Students use the sight words as labels, placing them on the posters beside the identified objects.

Story Map

After reading a story book together, work with students to fill in the provided Story Map. This could be completed using several different books. Students can also use this template to plan and write a narrative text of their own.

Maths

All About Rectangles Mini Booklet

A mini booklet to assist younger students in recognising and drawing rectangles. The worksheet easily folds to create a mini booklet about rectangles.

Find the Pattern Worksheet

A worksheet to assist early learners in recognising patterns. This worksheet includes AB, ABB, ABC, AABB, ABCC and AAB patterns.

I Can Count - Worksheet

A worksheet for students to practise counting up to 10 objects.

Little Number Books (1-20)

A set of little books to assist younger students with number recognition and understanding numbers 1-20. This resource includes a little book for each of the numbers from 1-20. Complete a little number book each day. This could be used as a maths warm-up activity each morning.

Patterns Maths Investigation - Bands of Friendship

A mathematics investigation involving patterns, embedded in a real-world context. This open-ended mathematics investigation has been designed to deepen students' understanding of patterns.

Shopping Trolley Match-Up Activity

A fun activity to be used to reinforce a variety of mathematical concepts. The shopping trolley has a grid marked on it with various 'teen' numbers and 2D shapes placed in the grid.

When Does It Happen? Worksheet

A cut and paste activity where students order familiar daily events.

Positioning Worksheets

Three worksheets using positioning vocabulary. Students are required to fill in the worksheets using the positioning language provided.

Other

Zany Hairstyle Template

A fun art activity where a drawing needs to be completed. Provide your students with this incomplete drawing of a person's head. Students add a hairstyle to the head. The hair might be added by drawing or by using mixed media such as ribbons, pipe cleaners, wool, pom poms etc.

All About My Family Mini Booklet

A template for students to complete all about their family. The pages can be stapled together to make a booklet.

Panda Colouring in Sheet


Students use this sheet when they require a brain break or at the end of the day.


Sorting Objects by Property Template


A template to use when sorting objects using the sense of touch and sight. Assemble a collection of objects from around the house and students are required to select them and sort them according to given descriptions.


What If? Materials Template

A set of 5 templates to use when investigating the properties of materials. This is a fun activity that allows students to think about every day objects and the materials that they are made out of.











Name: _____ Date: _____

Colour the pictures that begin with a short 'a' sound.




Name: _____ Date: _____

Colour the pictures that begin with a 'b' sound.



Name: _____ Date: _____

Colour the pictures that begin with a hard 'c' sound.



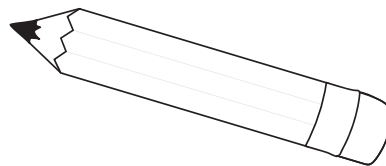





Name: _____ Date: _____

Colour the pictures that begin with a 'd' sound.




Name: _____ Date: _____

Colour the pictures that begin with a short 'e' sound.



Name: _____ Date: _____

Colour the pictures that begin with an 'f' sound.




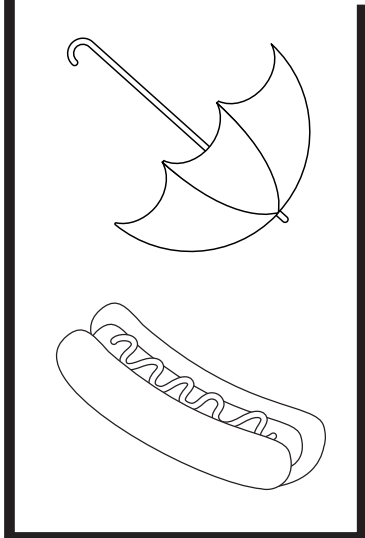
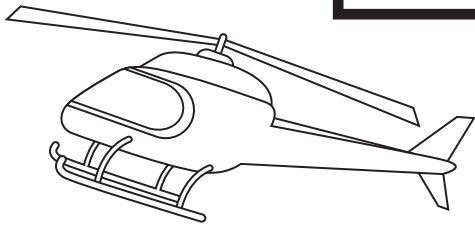

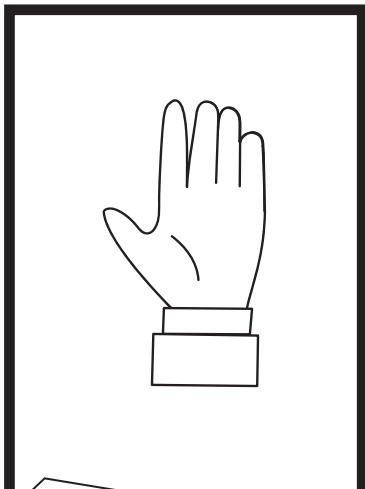
Name: _____ Date: _____

Colour the pictures that begin with a hard 'g' sound.




Name: _____ Date: _____

Colour the pictures that begin with an 'h' sound.




Name: _____ Date: _____

Colour the pictures that begin with a short 'i' sound.




Name: _____ Date: _____

Colour the pictures that begin with a 'j' sound.




Name: _____ Date: _____

Colour the pictures that begin with a 'k' sound.




Name: _____ Date: _____

Colour the pictures that begin with an 'l' sound.




Name: _____ Date: _____

Colour the pictures that begin with an 'm' sound.



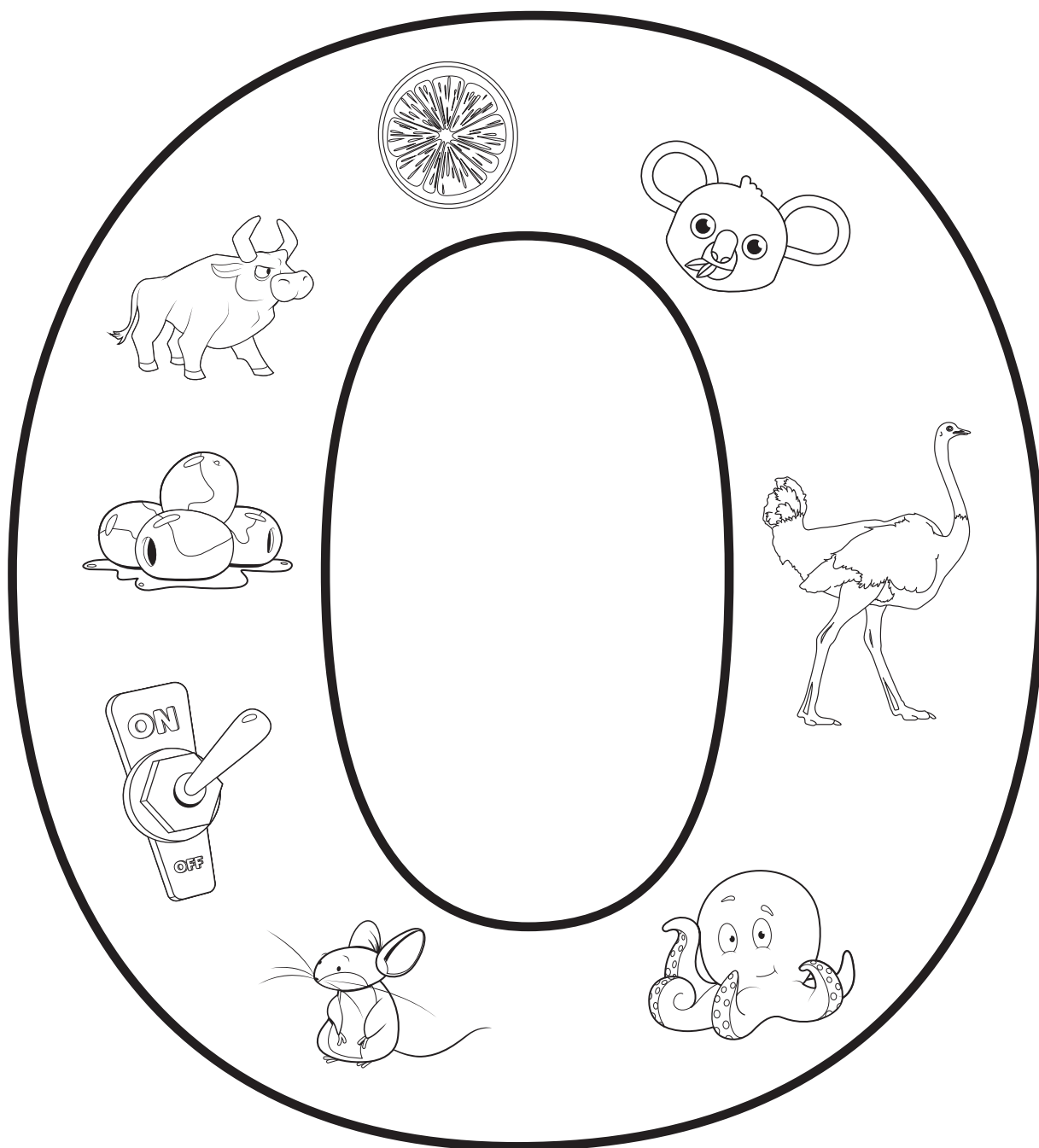
Name: _____ Date: _____

Colour the pictures that begin with an 'n' sound.




Name: _____ Date: _____

Colour the pictures that begin with a short 'o' sound.



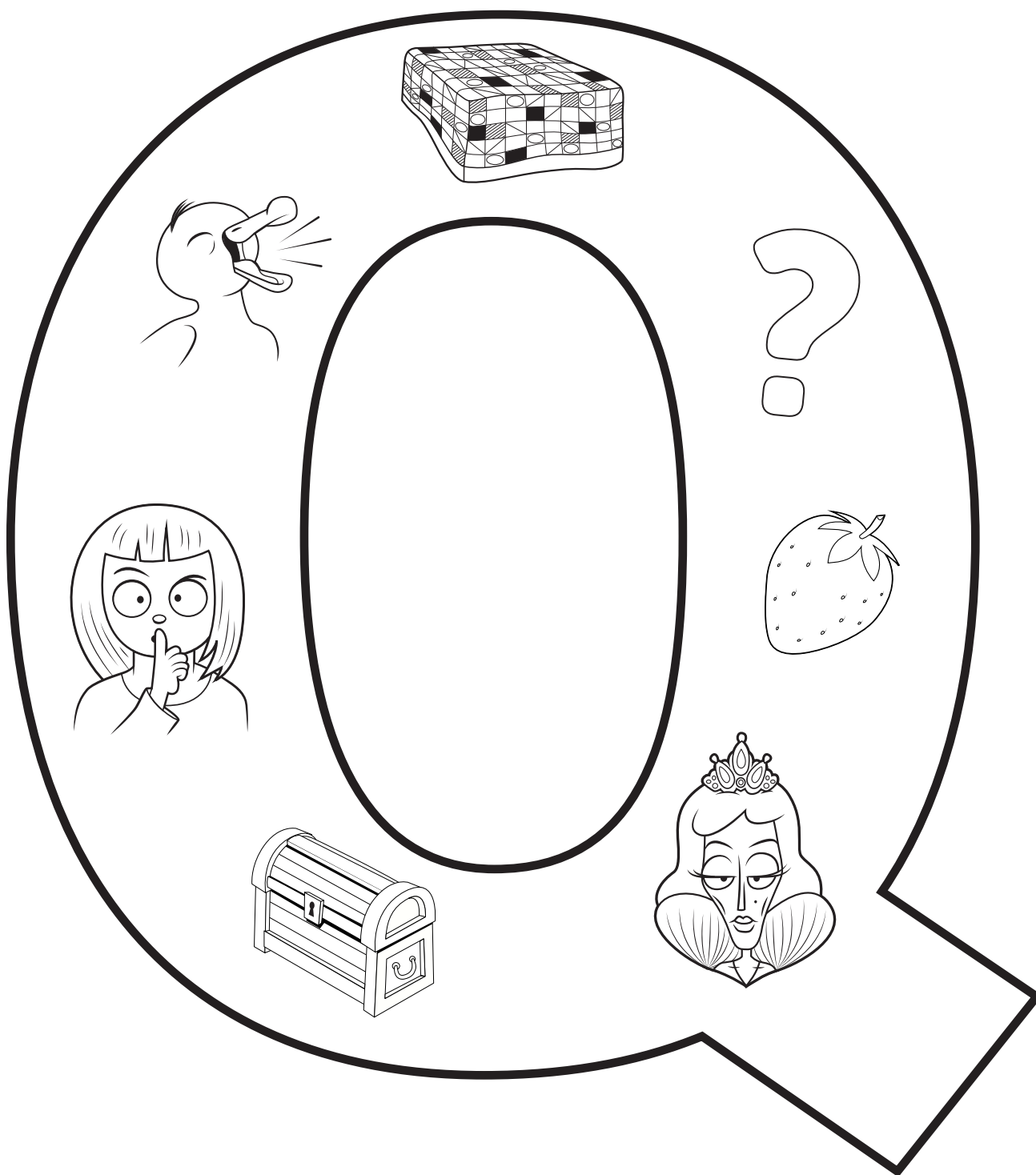
Name: _____ Date: _____

Colour the pictures that begin with a 'p' sound.




Name: _____ Date: _____

Colour the pictures that begin with a 'q' sound.




Name: _____ Date: _____

Colour the pictures that begin with an 'r' sound.




Name: _____ Date: _____

Colour the pictures that begin with a 's' sound.



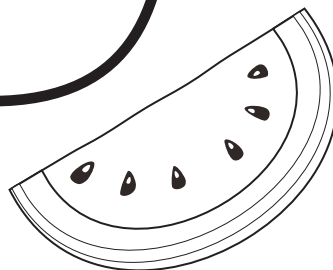


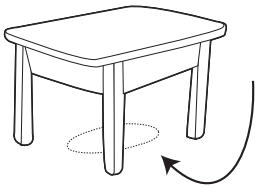
Name: _____ Date: _____

Colour the pictures that begin with a 't' sound.



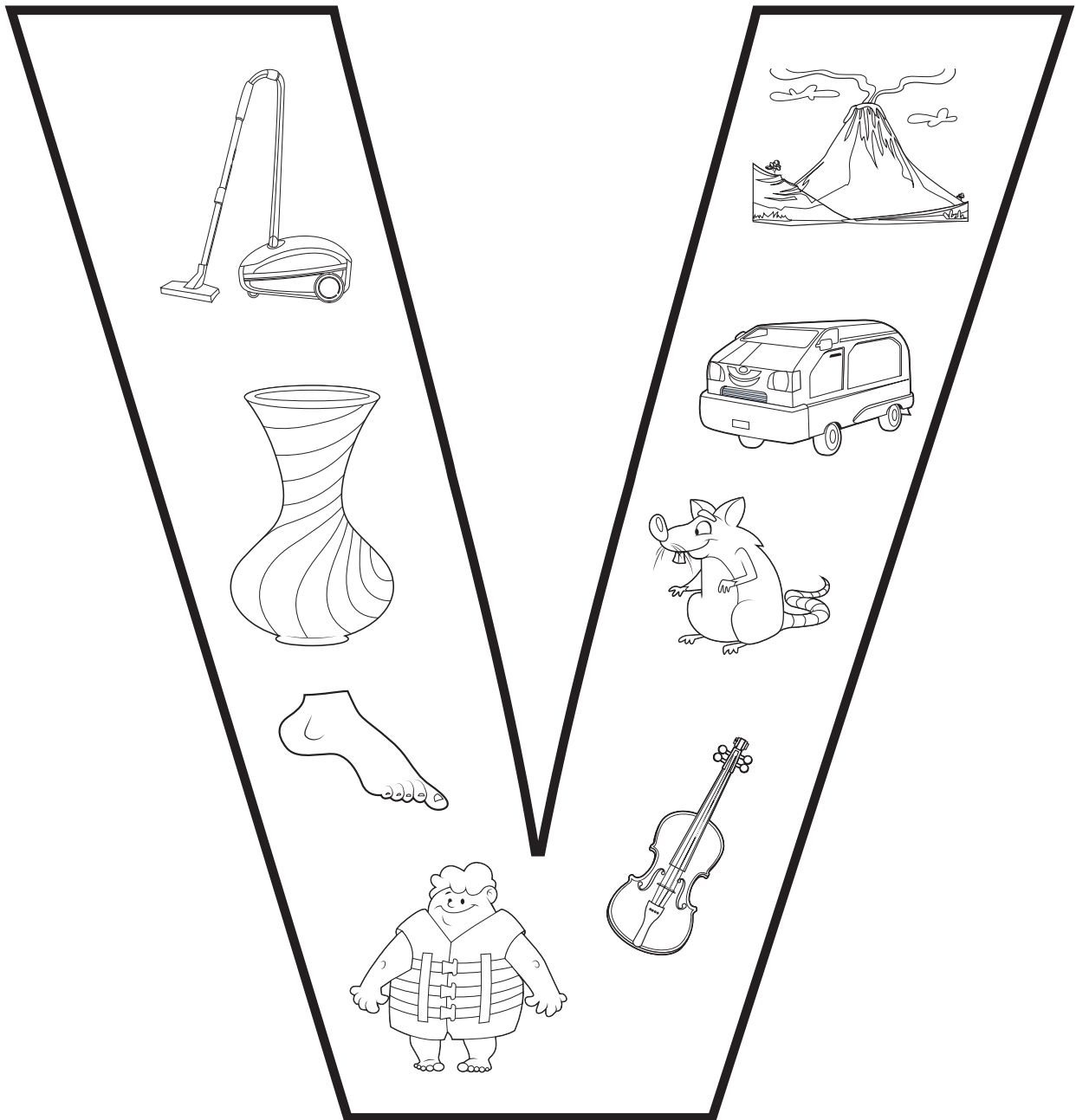
Name: _____ Date: _____

Colour the pictures that begin with a short 'u' sound.




Name: _____ Date: _____

Colour the pictures that begin with a 'v' sound.




Name: _____ Date: _____

Colour the pictures that begin with a 'w' sound.



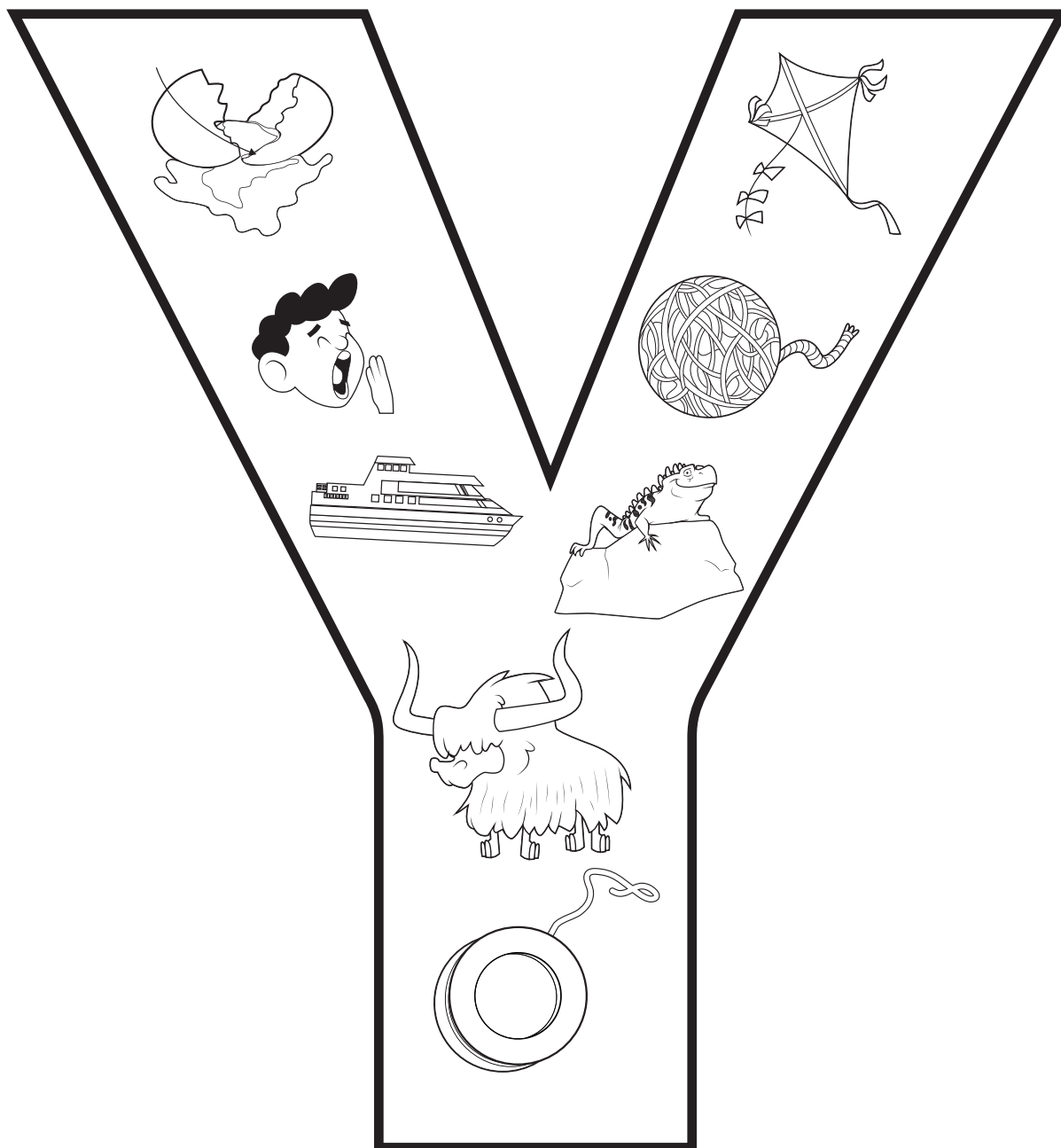
Name: _____ Date: _____

Colour the pictures that end with a 'x' sound.




Name: _____ Date: _____

Colour the pictures that begin with a 'y' sound.

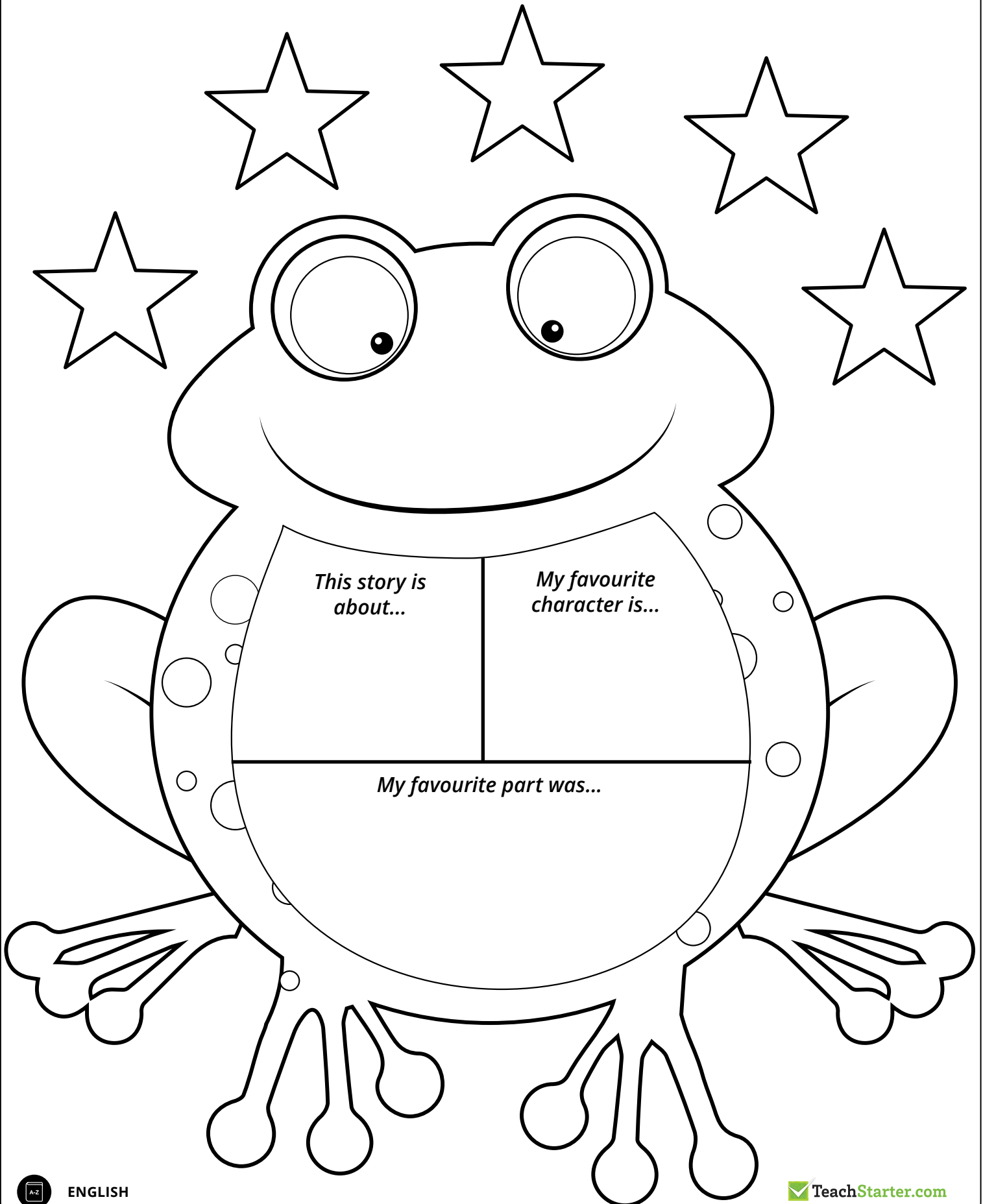


Name: _____ Date: _____





Colour the pictures that begin with a 'z' sound.



My Book Report for



My Book Report



Title: _____

Author: _____

This book is about _____


My favourite character is _____

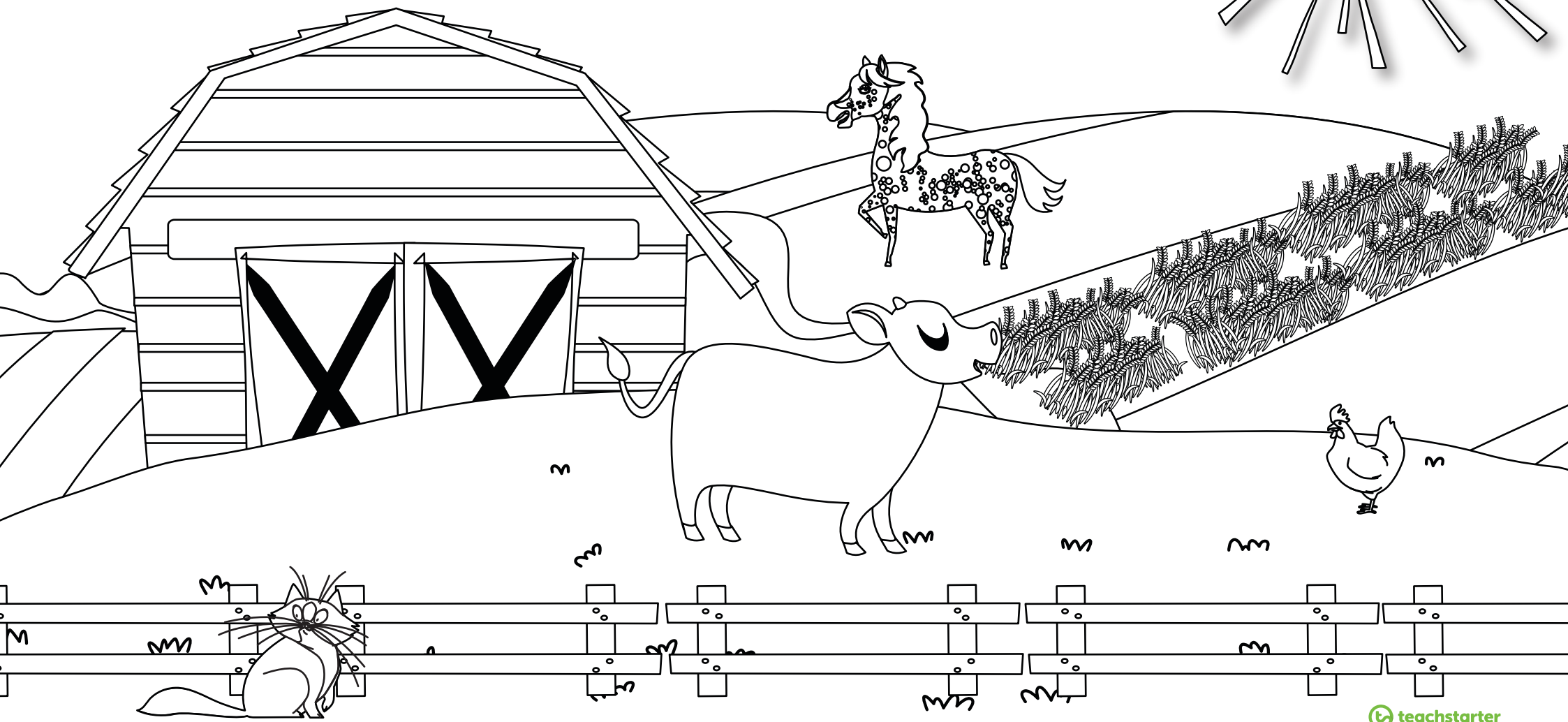

because _____

My favourite part was when _____









apple



bear



bread



chair



floor



table



house



ball



door



flower



pig



tree



water



duck



leg



head



snow



sun



cat



chicken



corn



cow



hill



horse




Story Map

Title _____

Characters

Setting



What else happened?

Problem



Solution




Draw 3 different rectangles
of different sizes.


rectangle

Trace the shape and the word.

Find and colour the rectangles.



All About Rectangles

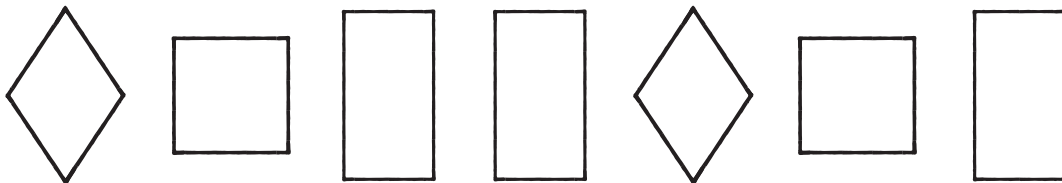

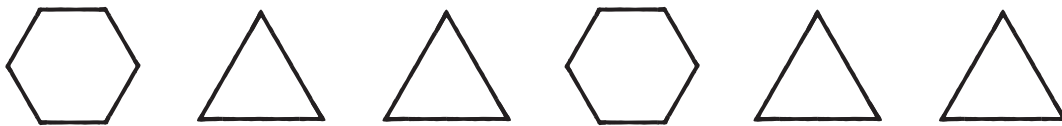



Name: _____

Find the Pattern

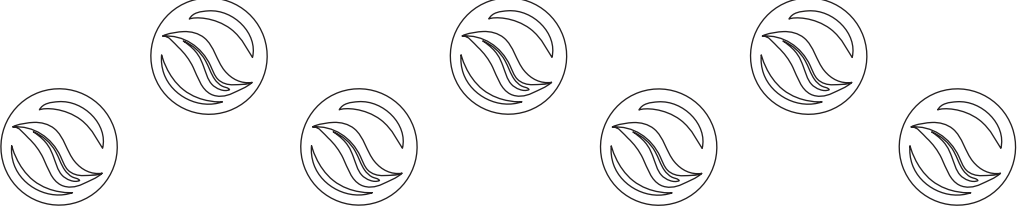





Look at the patterns below. What shape comes next?

Draw it in the empty box.



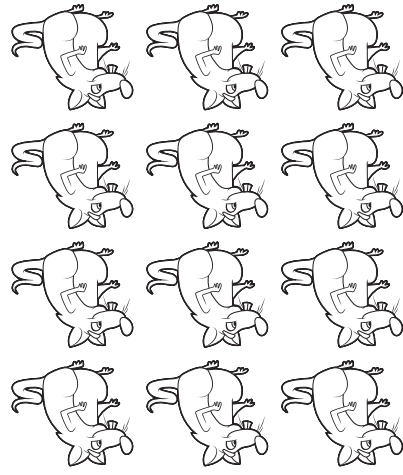
I Can Count!

Count the number of items in each row.
Write the number in the box.


	
	
	
	
	
	



I can circle the number 1.



I can colour 1 object.

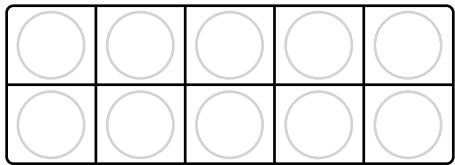


I can write the number one.




I can trace the number 1.

I can show the number 1 on a ten frame.



I can draw a picture of 1 object.

What number comes after 1?



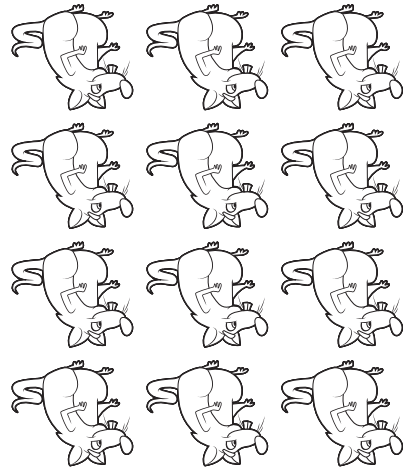
All About the Number



By




I can circle the number 2.



I can colour 2 objects.

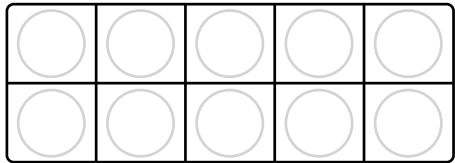


I can write the number two.



I can trace the number 2.

I can show the number 2 on a ten frame.



I can draw a picture of 2 objects.

What number comes before 2?

What number comes after 2?

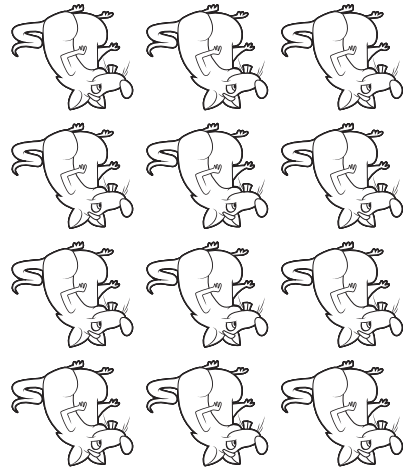
All About the Number

2


By




I can circle the number 3.



I can colour 3 objects.

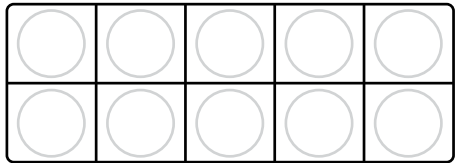


I can write the number three.



I can trace the number 3.

I can show the number 3 on a ten frame.



I can draw a picture of 3 objects.


What number comes before 3?

What number comes after 3?

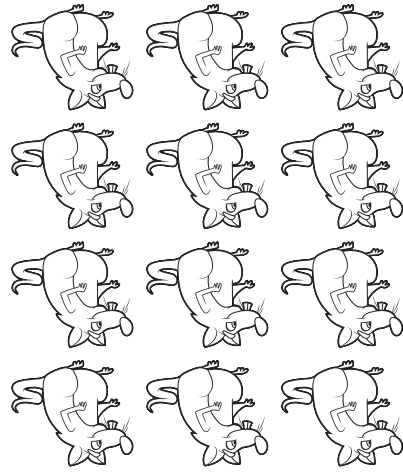
All About the Number




By




I can circle the number 4.



I can colour 4 objects.

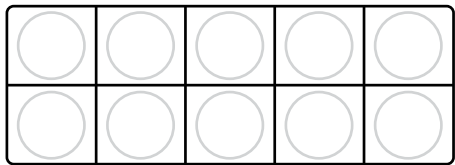


I can write the number four.



I can trace the number 4.

I can show the number 4 on a ten frame.



I can draw a picture of 4 objects.

What number comes before 4?

What number comes after 4?

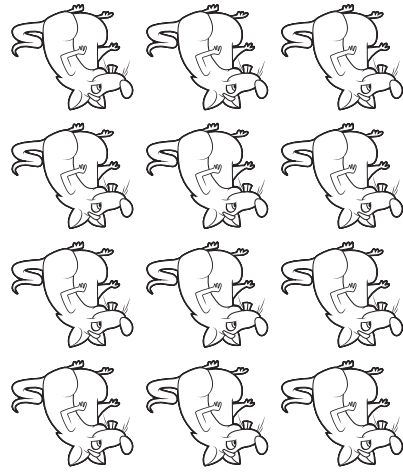
All About the Number




By




I can circle the number 5.



I can colour 5 objects.

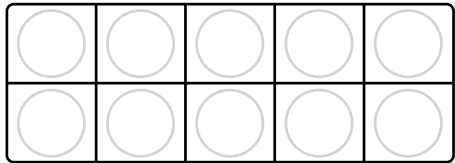


I can write the number five.



I can trace the number 5.

I can show the number 5 on a ten frame.



I can draw a picture of 5 objects.


What number comes before 5?

What number comes after 5?

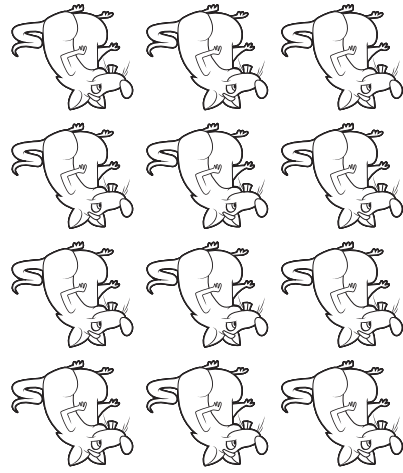
All About the Number

5

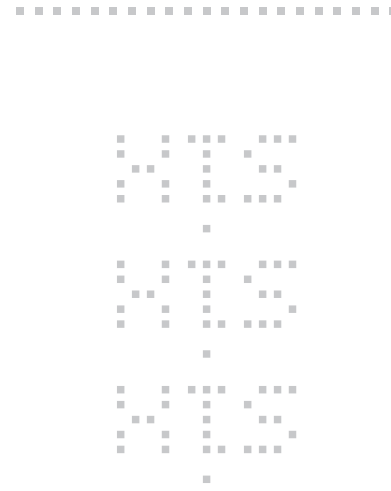
By



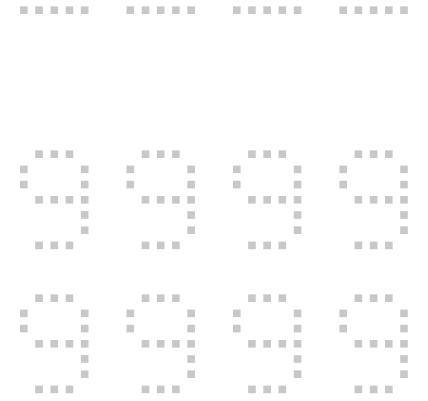
I can circle the number 6.



I can colour 6 objects.

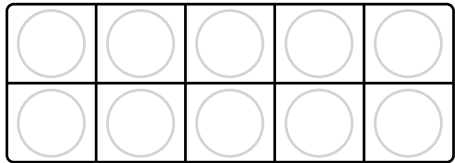


I can write the number six.



I can trace the number 6.

I can show the number 6 on a ten frame.



I can draw a picture of 6 objects.


What number comes before 6?

What number comes after 6?

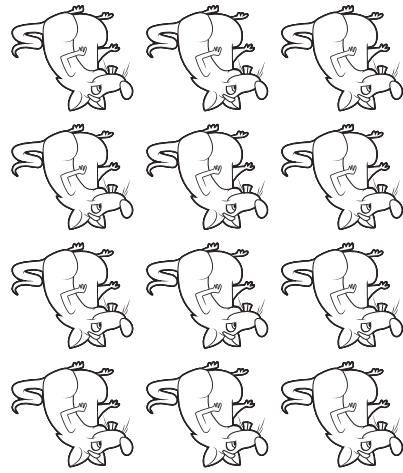
All About the Number




By



I can circle the number 7.



I can colour 7 objects.

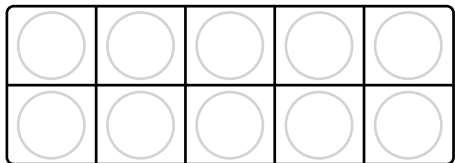


I can write the number seven.



I can trace the number 7.

I can show the number 7 on a ten frame.



I can draw a picture of 7 objects.

What number comes before 7?

What number comes after 7?

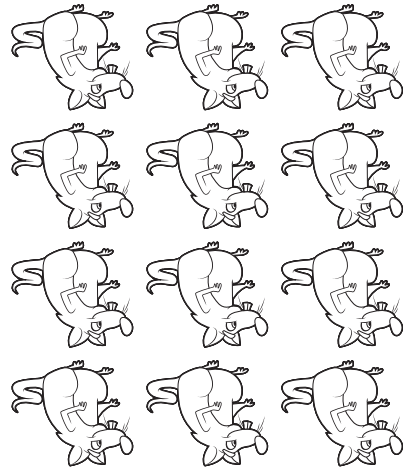
All About the Number




By




I can circle the number 8.



I can colour 8 objects.

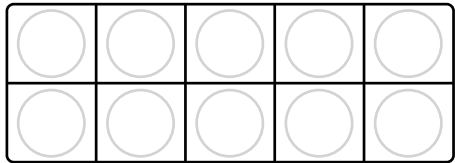


I can write the number eight.



I can trace the number 8.

I can show the number 8 on a ten frame.



I can draw a picture of 8 objects.

What number comes before 8?

What number comes after 8?

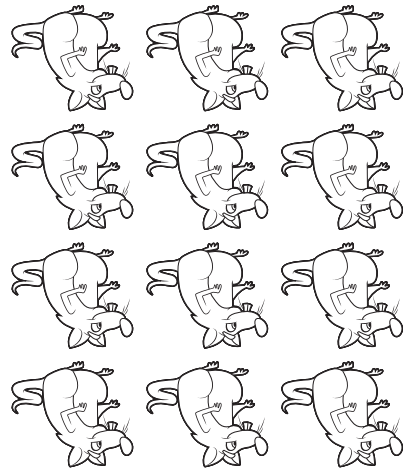
All About the Number




By




I can circle the number 9.



I can colour 9 objects.

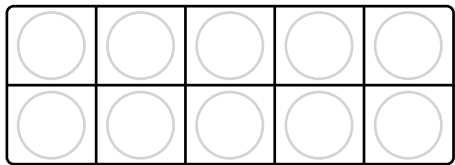


I can write the number nine.



I can trace the number 9.

I can show the number 9 on a ten frame.



I can draw a picture of 9 objects.

What number comes before 9?

What number comes after 9?

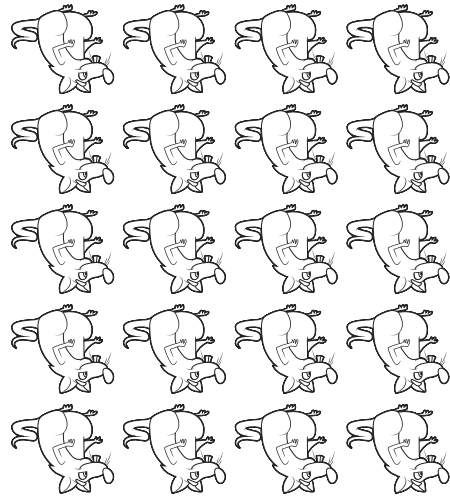
All About the Number



By



I can circle the number 10.



I can colour 10 objects.

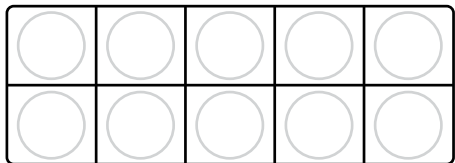


I can write the number ten.



I can trace the number 10.

I can show the number 10 on a ten frame.



I can draw a picture of 10 objects.

What number comes before 10?

What number comes after 10?

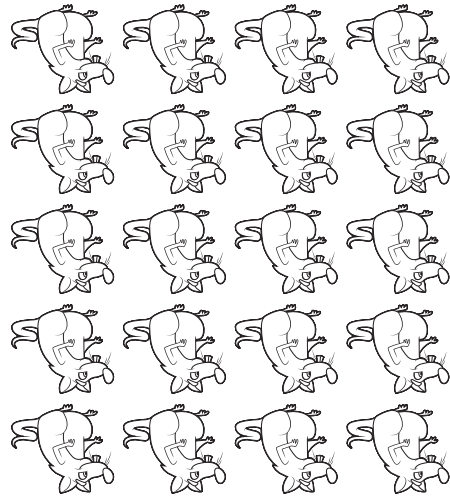
All About the Number

10

By




I can circle the number 11.



I can colour 11 objects.

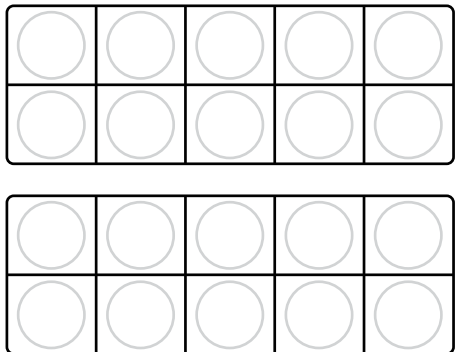


I can write the number eleven.



I can trace the number 11.

I can show the number 11 on the ten frames.



I can draw a picture of 11 objects.

What number comes before 11?

What number comes after 11?

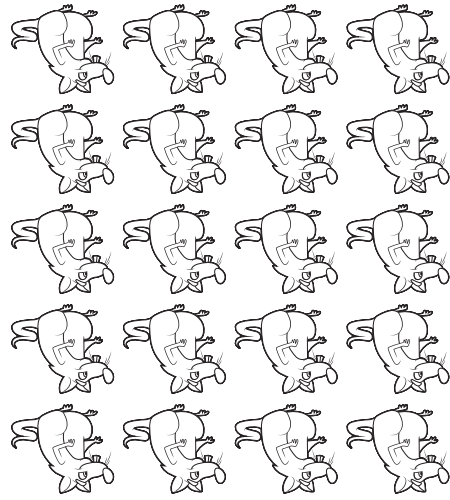
All About the Number

11

By



I can circle the number 12.



I can colour 12 objects.

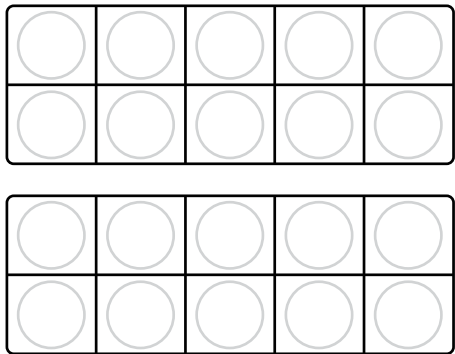


I can write the number twelve.



I can trace the number 12.

I can show the number 12 on the ten frames.



I can draw a picture of 12 objects.

What number comes before 12?

What number comes after 12?


All About the Number

12

By



I can circle the number 13.



I can colour 13 objects.

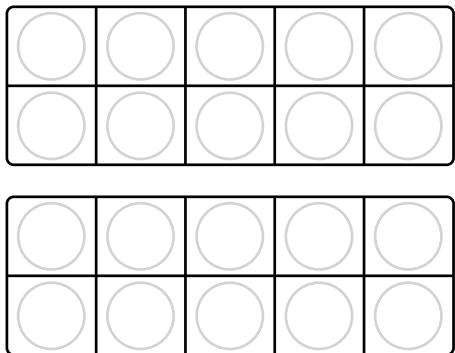


I can write the number thirteen.



I can trace the number 13.

I can show the number 13 on the ten frames.



I can draw a picture of 13 objects.

What number comes before 13?

What number comes after 13?

All About the Number

13

By



I can circle the number 14.



I can colour 14 objects.

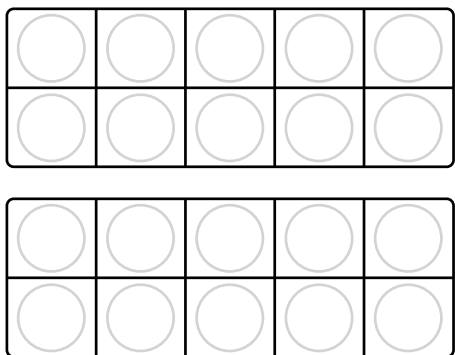


I can write the number fourteen.



I can trace the number 14.

I can show the number 14 on the ten frames.



I can draw a picture of 14 objects.

What number comes before 14?

What number comes after 14?

All About the Number

14


By



I can circle the number 15.



I can colour 15 objects.

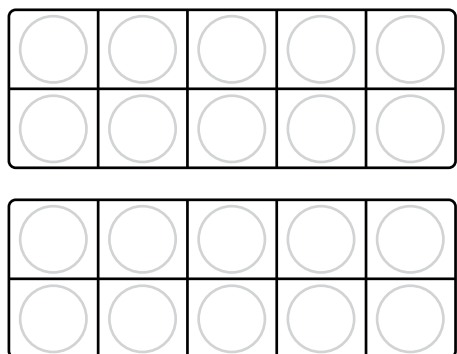


I can write the number fifteen.



I can trace the number 15.

I can show the number 15 on the ten frames.



I can draw a picture of 15 objects.

What number comes before 15?

What number comes after 15?

All About the Number

15


By



I can circle the number 16.



I can colour 16 objects.

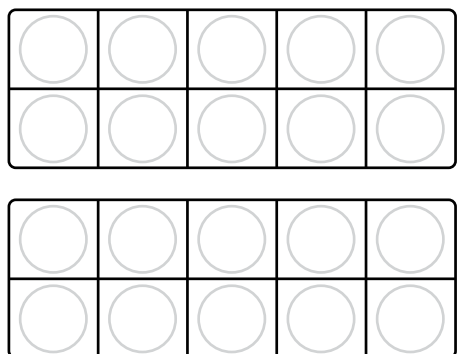


I can write the number sixteen.



I can trace the number 16.

I can show the number 16 on the ten frames.



I can draw a picture of 16 objects.

What number comes before 16?

What number comes after 16?

All About the Number

16

By